


# Great Basin Basketmakers

Continuing 10,000 Years of Basket Arts



## Newsletter

September, 2012

Volume 27 Number 9

Edited by  
Susan Lester

[www.greatbasinbasketmakers.org](http://www.greatbasinbasketmakers.org)

Thursday September 6, 2012

Join us at our new meeting place at the First Congregational Church of Reno, located at 627 Sunnyside Dr, Reno. Open business meeting begins at 11:00 AM, followed by show & tell & sack lunch from 12-1PM. **All are welcome.** Program begins at 1:00 PM. Our program this month: *Card Treasure Box*

### SEPTEMBER IN SPARKS WITH GBB

Chair: Billie Walker

Our annual Sparks Library exhibit will be set up and open Saturday, September 1, at 10:30 a.m. The library, located at 1125 12th Street, has two mirrored and lockable display cases.

The shelving is adjustable so we can display small to large pieces. If you have a small wall hanging, you will need to bring some type of display stand.

Last September our exhibit showcased 42 baskets: paper, reed, pine needle, gourds, felted pieces, covered bottles.

Along with your baskets, please include an inventory (not necessary to use a GBB inventory form), and a "tent" card noting name of piece, material used and your name. It would be greatly appreciated if you would do this card on your computer.

This exhibit will end on Saturday, September 29, with pick up scheduled for 10:30 a.m.

Please contact Billie with any questions at 626-6767.

#### Contents Inside

#### page

Smoked Reed Bean Pot Basket	2
Knotless Netting Smilies Class	2
September Program	3
Exhibit and Special Workshop News	4
My Twenty Years by Billie Walker	5
August Meeting Minutes	6

#### September Calendar

Sept. 1	Sparks Library 10:30 am
Sept. 6	General Meeting 11:00 am
Sept. 15	Knotless Netting Smilies 9:30 am
Sept. 20	Smoked Reed Bean Pot 9:30 am

## SMOKED REED BEAN POT CLASS,

THURSDAY SEP. 20TH AT 1st CONGREGATIONAL CHURCH OF RENO, 9:30 - 3:00,

\$15.00 MEMBERS/\$20.00 NON-MEMBER, \$25.00 FOR MATERIAL FEE

THIS DESIGN IS A REPRODUCTION OF AN OLD BASKET MADE IN PENNSYLVANIA OF RYE STRAW. IT IS A POPULAR BEGINNER'S BASKET AND LOOKS PARTICULARLY GOOD EITHER HANGING ON A HEARTH BY ITS WIRE HANDLE OR DECORATING A TABLETOP. FINISHED BASKET IS APPROXIMATELY 9" AT TOP BY 7" TALL.

THIS IS ANOTHER GREAT CLASS FOR BEGINNERS ON UP! EVERYTHING YOU NEED WILL BE ALREADY TO GO SO YOU CAN SPEND YOUR TIME WEAVING. YOUR KIT WILL INCLUDE THE WIRE AND WOOD HANDLE WITH EYELETS, PRECUT AND MARKED SPOKES, FALSE RIM, TRUE RIMS AND SEA GRASS FILLER. **PLEASE BRING:** YOUR LUNCH AND A DRINK, SCISSORS, A TOWEL TO KEEP WET REED IN, PENCIL, SPRAY BOTTLE, TAPE MEASURE, AWL, A STRAIGHT BLADE SCREW DRIVER (ABOUT 6 INCHES LONG 1/4" WIDE BLADE), OR PACKING TOOL, A SHARP POCKET KNIFE (TO TRIM DOWN THE RIM PIECES) AND A PIECE OF 2X4 ABOUT 4 TO 6 INCHES LONG. IF YOU HAVE THEM, A SPOKE WEIGHT AND LASH BUDDY. I WILL HAVE A FEW EXTRA TOOLS AVAILABLE FOR PURCHASE. THERE IS ONLY ONE OPENING LEFT FOR THIS CLASS.

ANY QUESTIONS PLEASE CALL KAYLEE AT [775-781-9356](tel:775-781-9356)



### Knotless Netting Class - "Smilies"

*Pat Wescott, Instructor 775-465-2769 or [graybadgers@gmail.com](mailto:graybadgers@gmail.com)*

**Date: September 15, 2012**

Location: Sunvilla Estates Clubhouse  
91 Cabernet Prky, Reno  
Molly Gardner's Clubhouse

Time: 9:30-3:00

Cost: \$15 Materials Fee: \$10.00

You will learn to use knotless netting on a mini gourd. After the knotless netting is put on the gourd you will add embellishments to create a little "Smilie" person. Beads, yarns for hair, face, gourd and waxed linen will come with your kit.



Please bring scissors, lunch and a drink.

Please remember to donate an item or (items) for our monthly meeting raffles. We are running very low on goodies. We all enjoy participating in the raffle and would hate to see it end for a lack of raffle items. Thanks

## September Program

Immediately following the Sept. 6 meeting

Ahoy ye Mateys! Come join in for a YO HO HO good time creating a treasured box possibly full of precious memories.

1. You'll need to bring **12** of whatever you want on the inside and outside of your box. Suggestions: A. greeting cards- special event such as Christmas, Birthday, Anniversary, Congrats on a New Baby etc., B. Theme from magazine- pictures for birdwatchers, dog lovers, artists, sport players. C. Your favorite photos of yourself or others. D. Favorite poems or sayings typed or scanned into your computer and printed on special paper. E. Your child's artwork or your own.

2. Thin cardboard such as soda can cartons, cereal boxes, cat food boxes. You'll need **6** 6"X 6" pieces of cardboard per box.

3. Thin, stiff, clear plastic from merchandise packaging or Karen said she'd bring her laminating machine or you can leave the pictures unprotected.

4. Scissors, pencil or pen, glue stick

5. Something to connect the pieces together such as yarn, crochet thread, waxed linen, ribbon 1/8" to 1/4", sinew, or twine

6. If you want a border around each side, please bring construction paper, special paper, marker pen, gold or silver leafing pen.

7. If you are crocheting the box together bring crochet hook the size to fit your thread or yarn.

8. Darning needle if you are going to use other things such as ribbon with the needle hole being big enough

9. Favorite hole punch shape. I have a round 1/4", two round 1/8" and a rectangle one, and if I can find it a heart shape.

10. And finally some object you want to hook a loop over to hold the lid down. Bead, small pine cone, charm, seed pod, etc.



**Important Note:** If you cannot attend a class that you signed up for-out of courtesy to the instructor, please notify the instructor or coordinator.



## News from Special Classes:

Thank you all who took Donna Crispin's classes. It was a great time and great experience to work with her and to weave with all who participated. You learn so much when you have challenging new teachers. Sure gets the creative juices going again. Also a huge thank you to Cheryl and Ralph Bennett for hosting her and the classes.

It is time to put a deposit of \$35.00 down to hold your space for Judy Zugish's classes in February 2013. Remember a deposit is required for each class. Make your checks out to GBB please. You can give them to Pat Wescott at the meeting or mail them to her.

I am also in the process of confirming a date for Cookie Hansen from the Misti Washington Basket Guild. She will be teaching a woven King Palm basket next September 2013 at my house in Wellington. It's never too far to go to weave or hang out with basket buddies.

Don't forget this is harvest time for daylilies, iris, grasses and other natural materials if you plan to use them for cordage or weaving. Coming up at the October meeting Betty Hulse and I will be showing you how to make cordage. Stay in a basket state of mind in all seasons: harvest, dry, create and weave.

Creatively yours,  
Pat Wescott

## October Library Exhibit

The exhibit for the Douglas County Library in Minden is scheduled for October. This is a rather large display case that is kept locked. Larger baskets, wall hangings, smaller baskets, actually, all will be welcome. A tent card with materials used would be greatly appreciated. Please bring them to the **September meeting** or contact me (calling me is best) to make arrangements for pick-up. The last show we had here was said to be the best show they have had. Let's do it again. Thanks, Karen Winberg 775-790-0316



Gourd Mask Class  
*A very hot, but fun day!*



## Invitation to Exhibit in Washington

In a letter from member Andrea Mastrangelo we are invited to send her pieces not exceeding 12x12x12 for their miniature show at her art museum in Shelton, WA. We can ship or take items to them. She is only charging a 20% consignment fee. The exhibit ends the end of October.

Contact Andrea at 68 SE. Lunch Rd.  
Shelton, WA 98584

### Treasurer's Report August, 2012

Total Cash includes checking & saving	11,881.09
Miscellaneous Income	29.50
Workshops/Monthly & Special	90.00
Expenses to Date	-57.20
New Balance	11,943.39



Wool Gizzard Basket with  
Linda Pietz

## My Twenty Years in Great Basin Basketmakers

By Billie Walker

As I think back on how I became a basket maker I realize I've forgotten a lot of the details. I'm writing what I can remember. If any of you remember more, or remember it differently, please write it down and send it to the newsletter editor.

I used to tell my friends that I was going to take up basket making and weaving when I retired, in June 1987. My friend Nancy Diehl called and said she saw an article in the newspaper written by Mary Lee Fulkerson about a six week course in baskets that she was teaching in Reno. I called and signed up. During each class she had a short slide show, then taught us how to weave a simple basket. I never finished mine in class, but worked on it during the week and had it done by the next class.

Mary Lee said she was getting a group of interested people to meet each month to make baskets and whoever was interested could join. She named the group Great Basin Basketmakers. I think two class members joined the group.

We met at McKinley School by the Truckee river. When I joined we had twelve founding members and an occasional drop-in. The school charged us \$12.00 to use the room so each person contributed \$1.00. If we had less than twelve people come, we would put in more money. If we had more folks, we saved the extra money. Kathy Ralston was elected Treasurer. Some say she kept the money in an envelope under her mattress and was always worried someone would break into her home and steal it.

We weren't organized enough to have meetings so we had no officers. We just sat around and made baskets. Mary Lee usually taught us, but if anyone had a basket they had made, they would teach everyone "how to do it".

In 1987 there weren't many "how to" books or places to buy supplies. Dora Taylor and Jeanie McClard were probably the most experienced and taught lots of classes. Once they bought a bunch of gourds and experimented with them. They had a class outside on the lawn at McKinley. We had a hose and towels and scrubbed the gourds, used drywall saws to cut them open and scraped the seeds and pulp out with grapefruit spoons.

One by one, new people joined the group. Most were beginners. Mary Lee got books, experimented and then gave workshops.

***To be continued next month.***



## GBB Meeting Minutes August 2, 2012

## Meeting held at Methodist Church of Sparks

*Submitted by Susan Lester for Cat Wahrenbrock.*

*Meeting was called to order @ 11:05am by Karen Olson.*

**Membership**— No new members—Sandy passed around a sheet to sign to request a copy of the current roster.

**Correspondence Report by Billie Walker** - Billie passed around cards for Margaret Marshall recovering from hand surgery and Phyllis Lewis who just had back surgery

**Treasurer's Report by Bonnie Kennedy** – details in newsletter

**Monthly Workshop Report by Carol Thomas** – Carol talked about the Donna Crispin classes . Cornelia will be teaching split ply garlic basket Aug 7, at Joan O'Brien's house. Cheryln & Pat will instruct a gourd mask class Aug 9, Carol Thomas will teach round reed garlic basket. Aug 16. Pat Wescott will instruct a Smilie gourd with knotless netting Sept 15 and Kaylee Mayne is instructing a smoked reed bean pot basket class on Sept 20. Margaret Marshall has to cancel the workshop she was to teach Thursday Oct. 18. A new class and teacher is needed for that date.

**Special Workshops Report by Pat Wescott** – There are sign ups available for Polly Sutton's 4 classes which will July 25-28, 2013. Pat requests members who have signed up for Judy Zugish classes next Feb. pay the \$35.00 deposit now. There are still openings in one of her workshops. The King Palm basket class will be next year in Sept.

**Meeting Program Report** – Nancy MacGillivray will be teaching us how to make a box with cards at the Sept meeting.

**Exhibits/Shows Report by Margaret Marshall**– Bonnie Kennedy reported the folks in Elko would like to hold a reception for our show. Members voted to hold it Aug. 24 & 25, Billie Walker will try to arrange to attend the reception. Bonnie reminded members she needs the baskets for the show along with the value of each item by next week. Billie will head up the Sept show at the Sparks Library. See article this newsletter for details. Sierra View Library invited us back next year, probably next Spring. Karen Winberg advised of the Douglas County Library show Oct 1 to 31st. She requested we bring items for that show to the Sept meeting. See article for details.


**New Business**– Betty Hulse, thanked Meg Price and committee for working on the policies and procedures and put it to membership for changes and suggestions. Several changes were suggested, voted upon and approved by members present.

Tish Kendrick proposed we give the entire fee of \$15.00 to teachers instead of the current \$10.00 . A motion was made and approved by members present.

Karen Olson requested to give Sky Peaks some gift certificates for their bingo games since they don't take a fee for use of their facility. Tish offered to get them after making a proposal to board for the needed funds.

**Announcements**- A nominations sheet for the 2013 guild and board members is being passed around. Please sign up if interested in a position. A letter for Salt Lake City was read regarding refugee weavers from Somalia who need supplies and help. Betty read two letters, one from Patricia Atkinson regarding Jackpot grants and another from Andrea Mastrangelo. See article this newsletter for info about her letter.

We met new attendee Lorrie Moore and the meeting was adjourned .





Donna Crispin Classes  
Thanks Cheryln for  
hosting.



#### 2012 GBB Officers and Board Members:

President.....Karen Olson, 852-5401  
Vice-President.....Kaylee Mayne  
Secretary.....Cat Mena  
Treasurer.....Bonnie Kennedy  
  
Board.....Meg Price  
Board.....Donna Newlin  
Board.....KayLee Mayne  
Board.....Paula Pennington  
Board.....Betty Hulse  
Board.....Judy Scribner  
Membership.....Sandy Zoerner 786-2165



**Next Month's Newsletter Editor is:**  
**Cornelia Kallerud** [cktahoe@hotmail.com](mailto:cktahoe@hotmail.com)

### **Great Basin Basketmakers Membership Application/Renewal**

Annual Membership Dues: \$20/yr, \$35/2 yrs, \$50/3 yrs. (Renewals due in January)

Date \_\_\_\_\_ Amount: \$ \_\_\_\_\_ New \_\_\_\_\_ Renewal \_\_\_\_\_

Name \_\_\_\_\_

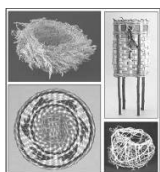
Address \_\_\_\_\_

City \_\_\_\_\_ State \_\_\_\_\_ Zip \_\_\_\_\_

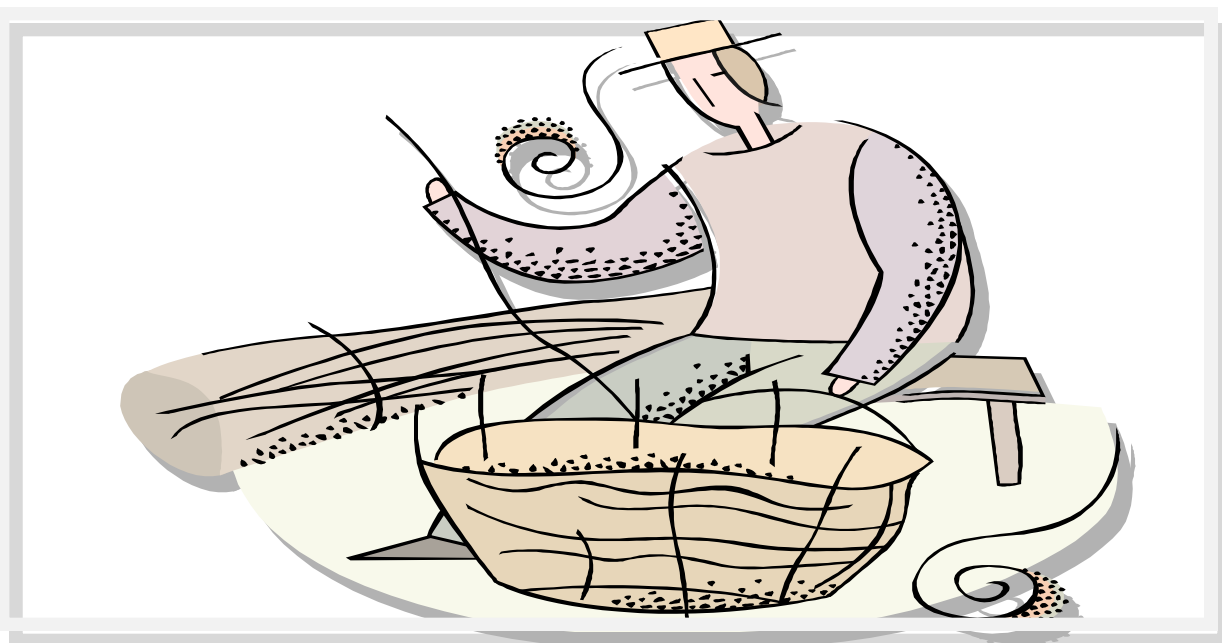
Telephone \_\_\_\_\_ Email \_\_\_\_\_

Send this completed form and check payable to **Great Basin Basketmakers** and mail to:  
**Great Basin Basketmakers \* P. O. Box 11844 \* Reno, NV 89510-1844**





Great Basin Basketmakers  
Post Office Box 11844  
Reno, Nevada 89510-1844



## Great Basin Basketmakers

Established January 1987

- \* Meet the first Thursday of each month at the First Congregational Church of Reno, United Church of Christ located at 627 Sunnyside Dr, Reno.
- \* Open business meeting at 11:00 AM. *All are welcome.*
- \* Bring a sack lunch.
- \* Show & Tell/Lunch 12-1 PM. Program starts at 1:00 PM
- \* Membership dues for Great Basin Basketmakers are \$20/yr, \$35/2 yrs, \$50/3 yrs. \$5 extra per household member per yr. Dues are to be paid annually in January. Membership includes monthly newsletter, access to large library and reduced workshop rates.
- \* Please direct address, email changes, membership dues, and requests for membership to PO Box 11844, Reno, NV 89510-1844
- \* Questions regarding workshops, events, etc. may be directed to GBB president, Karen Olson at 775-852-5401 or [kvolson@charter.net](mailto:kvolson@charter.net) or check our website at:

**[www.greatbasinbasketmakers.org](http://www.greatbasinbasketmakers.org)**

E-Bulletin board: Contact Margaret Marshall at [gmlmarshall@aol.com](mailto:gmlmarshall@aol.com)

## Our Mission Statement

The main focus of the Great Basin Basketmakers is to make baskets, to learn everything possible about the tradition and techniques of basketry and to pass this knowledge along to others.

