

Great Basin Basketmakers

Continuing 10,000 Years of Basket Arts



Newsletter

October 2012

Volume 26 Number 10

**Edited by
Cornelia Kallerud**

www.greatbasinbasketmakers.org

CHANGES COME!

Betty Hulse, Board chair

Technology moves us to change procedures. Since GBB is distributing our newsletter via a gmail account we will use this procedure also to communicate any pertinent announcements to members in the same way we do the GBB newsletter. In the future please send announcements to gbbreno@gmail.com.

The guild offers our thanks to Margaret Marshall who has kept us informed through the e-bulletin for the past several years. Thanks Margaret for your dedication.

October Meeting—Thursday Oct 4th
First Congregational Church of Reno , 627 Sunnyside Dr.
Reno, NV 89503
Business meeting 11am to 12am
Show and tell and lunch 12—1pm
Program 1-2pm



Cordage, Cordage, and More Cordage

October Program – Pat Wescott and Betty Hulse

Hear about the history of cordage in basket making and see cordage samples of various natural materials including iris leaves, sedge, daylilies, corn husks, tule, and cattail. Now is the time to gather these materials—we hope you have started! We will share ideas of how to prepare and store these materials and show how to make cordage. There will be a variety of materials available for you to make cordage. Bring you creative ideas of how you can use cordage in basket making---we have much to learn



GBB newsletter October 2012

Contents	page
• Meeting Minutes	2
• Billie Walker Part 2	3
• Treasurers report +	
• Nov 15th class	4
• Special class info	5
• October 20th class	6
• November 10th class	7
• February 2013 workshop	8

Great Basin Basketmakers Meeting Minutes September 20112

Submitted by Susan Lester

Meeting date: 9/6/2012 **Meeting location:** 1st Congregational Church
Time called to order: 11:07 am by Karen Olson

Minutes from previous meeting: Approved

Treasurer's Report: Given by Bonnie Kennedy

Membership Report: Sandy Zoerner, 145 member plus two new members Lorrie Moore and Laura DiSimone
Correspondence: None sent this past month

Meetings Program Report: Betty Hulse and Pat Wescott will be showing how to do cordage from natural materials. Kaylee requested they include plastic bag cordage and it was agreed they would.

Monthly Workshop Report: Karen Olson advised the members that Sky Peaks would no longer be available for our workshops, effective immediately, due to new management. After much discussion it was decided Karen would verify with 1st Congregational Church that we could hold our Thursday classes in our meeting room. Saturday classes to be held at location to be determined later. Lorrie Moore offered to help look for a spot and it was suggested that we might hold some Saturday classes in Carson City. Need a volunteer to check meeting places in Carson City. Betty Hulse made a motion for the Guild to pay the room fee for our Thursday workshops. Members voted and approved. Sandy Zoerner made a motion to continue the Saturday workshops except in the months we have a special workshops. Members voted and approved.

Next Carol Thomas reported on the workshops. First she thanked Pat Wescott and Cheryln Bennett for the fun Mask class. September 15 is the Smilie taught by Pat Wescott. This meeting will be held at Molly Gardener's club house at Sun Villa community. September 20 Smoked Bean Pot will be held at 1st Congregational Church instructed by Kaylee Mayne. No Thursday workshop in October. Saturday Oct 20 is a Tule class at Cheryln Bennett's house taught by Sue Ann Monteleone. November 10 Karen Olson will teach a Shaker Basket class at her house and Thursday Nov 15 Betty Hulse instructs us on a Neolithic Braid basket at the 1st Congregational Church.

Karen Olson reminded members we should pay instructors for workshops at the time we sign up.

Special Programs Report: Betty Hulse Spoke about the upcoming classes in February 2013 given by Judy Zugish. The cost of the classes are higher than we have been paying lately but she pointed out how much it would cost if we were to go somewhere else to take these classes. She requested people sign up today for the workshops so we can keep them on the roster. Carol Thomas brought many baskets she has made with various visiting teachers and reminded us how valuable and fun these workshops can be. Pat Wescott asked for a commitment today for 12 people in each class so we don't have cancel her. Sheets were passed around and by the end of the meeting even though we didn't have 12 for each class we had enough to keep Judy on the schedule for February. Yay!

Exhibits and Shows: Bonnie Kennedy reported she took 99 baskets to Elko. A reception for the artist will be at the college Sept 21. There are brochures about it for those interested.

Karen Winberg will take baskets to the Douglas County Library for the October show there. You can still take Karen your baskets to the September 15 workshop or call her to make special arrangements. Margaret Marshall spoke about the Sparks Library exhibit being held now. She shared an invitation with the membership regarding participation on the Classic Residence show in Nov and the group voted not to participate this year. Cheryln told the group we would be invited to be part of the Christmas Show at the Artist Co-op.

Library Report: Connie Douglas Several people have books out that need to be returned. Please try to return these asap. We received a thank you note and book for our library from Donna Crispin.

Announcements: April Barber advised us that Mountain View Montessori School has put in a request that a few members go to their school to assist teach 7 & 8 graders about baskets in Sept and Oct. Sandy Zoerner announced on the weekend of September 22 & 23 at the Gatekeepers Museum in Tahoe will have special demo in various things including basket weaving.

Old Business: Kaylee Mayne is passing around a sign up sheet for the nominating committee. She requested everyone please sign even if you aren't volunteering for a position.

New Business: Lorrie Moore announced that there may be an opportunity for members to sell baskets at the October Pumpkin and Harvest Festival at The Garden Shop. More information at www.gardenshopnursery.com.

My Twenty Years in Great Basin Basketmakers by Billie Walker

Part Two

I'm trying to remember the early people, (not founding members). Diane Schaub was one who tried everything and was very good at it. She bought a pattern for a pine needle basket, made it, and entered it in a contest at Disneyland and won first place! It was the pine needle basket she made.

I called Dora Taylor and Kathy Ralston and as far as we can remember the following were the early members: Frances Reynolds, Jean May, Diane Schaub, Mary Lee Fulkerson, Cynthia Fednick, Jeannie McClard, Kathy Ralston, Alice Johnson, Dora Taylor, Billie Walker, Nadine Tuttle, and Eileen Jacobs.

Mary Lee thought it would be nice to get an outside teacher give a workshop. We needed to raise money, so Jean May had a garage sale at her

home with Dora Taylor helping her. Diane Schaub made a basket and gave it as a raffle present. Kathy Ralston won it, and still has it. I can't remember who the outside teacher was.

Mary Lee want us to be a non-profit organization and Patricia Winnie volunteered her services as our attorney. This meant we had to have by-laws, a slate of officers and regular meetings. Dora reminded me the group met at Idlewild Park before moving to McKinley School. Later, we moved our meetings to Sierra Arts. Kathy Ralston says she donated all of her newsletters to the Nevada Historical Society, so if anyone cares to know more they can read them there.

Cheryl Bennett and Molly Gardner gave workshops for people in the community. Because of that they were able to bring lots of people into the Guild.

Jan Olson found a gourd teacher and we had our first official gourd class at her home. Every summer we would go to Belden. Dora Taylor and Jeannie McClard made all the arrangements. We would gather wild grapevine and made baskets on the lawn. We spent the night in cabins and had a great time. Once I was trying to pull grapevine and Mary Lee came to help me. All of a sudden it came loose and she fell hard and broke her ankle. We used magazines from a cabin for a splint and our belts to secure them. I offered to make cordage, but someone said that by the time I got it done the ankle would be healed. Mary Lee was taken to the hospital and had surgery on that ankle.

It's been a great twenty years and we have some fabulous artists in our Guild. I am honored to have been a member all these years.



Treasures Report as of September 9, 2012

Total Cash includes checking & saving	\$11,944.65
Income from dues	\$60.00
Miscellaneous Income	\$62.50
Expenses to Date	<u>-\$285.20</u>
New Balance	\$11,781.95



The Truckee Meadows Community College Art Welding Group is sponsoring a Metal Art Show and Exhibition at the Lake Mansion pavilion on Friday, October 12, 2012, from 5 pm to 9 pm and Saturday October 13, from 10 am to 5 pm. There will be a free reception for artists and guests and interested viewers on Friday night at 7 pm. This show emphasizes unique, one of a kind, metal and metal as a mixed media in an art form. Metals include steel, copper, brass and bronze from the region's group of skilled artisans. Please join us on these dates and experience a delightful group of art pieces you won't see anywhere else in Reno.

Neolithic Basket,

Betty Hulse, instructor


Thursday, November 15, 2012, 9:30 a.m. to 3:00 p.m.
At FirstCongregational Church, 627 Sunnyside Dr., Reno

\$15.00 Members; \$20.00 non-members. Material fee: \$7.00 natural reed or \$12.00 space dyed reed



This is a free form sculptural basket that is for intermediate or advanced basket weavers. The spokes alternately become the weavers and the spokes. We'll be using #1 round reed instead of #2. The #1 reed is much easier to weave and manipulate—a more pleasing basket with no weaving under water! You may sign up at the October GBB

meeting or by contacting, [Betty---](mailto:Betty---betty.hulse5@yahoo.com)
betty.hulse5@yahoo.com. If you have #1 round reed and want to use & dye it that is fine. Contact Betty about cutting and dyeing your reed. Betty will be ordering and dyeing reed so please sign up and pay by October 15th.



Special Class Teachers:

Greetings to my fellow Guild Members and contacts from the land of new and exciting opportunities. We almost have the Judy Zugish classes filled thanks to renewed commitment and support from our members and cheerleaders like Carol Thomas and Betty Hulse. Thank you all for your support for these special teachers. It is such a wonderful opportunity to be able to have these people come to us. Not only is it cheaper to have them here, but we also have the wonderful advantage to learn from the best and learn to use new materials and techniques. We are very fortunate to be able to do this in Reno. If you haven't signed up for these classes yet we still have 3 openings. Check out our website for pictures and details.

We also have scheduled Polly Sutton to come here in July 2013, We are offering four classes at this time, but may have to drop it to 3 if we don't get more sign-ups. Her classes are on our website as well. If we have to offer only three classes the cost for each will run between \$131.27 to \$138.91 each. These costs also increase or decrease with the numbers of students that sign up.

I strongly encourage you to take at least one of the special classes as you learn so much from seasoned professional teachers. If you had to travel to another state or conference you would pay double these amounts as you would have travel expenses, room and board.

So give yourself an "artist gift" and sign-up for one of these classes. Start an artist fund and put money in your first basket to help your pay for that next basket class with a special teacher. There is so much to learn about basket making and there is always someone out there coming up with new techniques and new ideas. It's that excitement that keeps me going.

If you have any ideas or special requests for teachers, techniques or materials contact me at graybadgers@gmail.com. The best of art and inspiration to you all!

Pat Wescott, Special Teacher Coordinator



PATTERNS in TWINING
Instructor - Sue Ann Monteleone

Saturday October 20, 2012

Place : Cheryl Bennett's home, 12550 Brolli Dr, Reno
9:30 am to 3:00 pm

Cost of Class - \$15.00 members, \$20.00 non-members

Material fee - \$20.00 for all materials included a base start (4-6 inches diameter)

Or: 10.00 tule 5.00 start 5.00 dyed material

If you want to make your own start and bring your own tule remember to soak material the night before.

Contact: Sue Ann, 775-721-1817, samonte@charter.net


Maximum Class Size – 15 (no drop-ins)

Skill Level – INTERMEDIATE (already know basic twining)

Working in tule we will learn about working patterns of dark on light in twined baskets. Using techniques learned from western North American native basketry we will work with whole tule and natural or dyed cattail and tule as overlay or whole changing color elements. We will work out vertical lines, slanted lines, chevrons, diamonds, whatever we have time and material for. We will start with a prepared 4-6 inch twined base (start) to save time.

Supplies – *Sturdy scissors or clippers, medium awl, spray bottle, towel, small soaking pan.*

LUNCH!



Some of these pieces are worked in willow and redbud, but we will do similar patterns in tule.



No third Thursday class scheduled for October

Have-it-your-Way Shaker Style Basket

Instructor: Karen Olson

November 10, 2012

Karen Olson's Ranch

4201 Fairview Road, Reno, NV 89511

9:30 AM — 3:30 PM

This basket is based on the Hexagonal Shaker Cheese basket. It's very easy to make your own version in a variety of sizes and shapes. It's also a fun one to do with a variety of colors as shown by the one made from paper. The 3-4 color version is much easier to weave since each color is treated the same (until you get to the sides and corners.) Once you get the weaving pattern down, the basket is a breeze.

The class will be limited to 12. Tools needed: tape measure, large soaking bucket, towel, clothespins (lots of them), scissors or diagonal cutting pliers, awl, sharp jackknife or utility knife, and spoke weights would be handy. We'll be having a pot of soup or stew for lunch—bring your own drinks.

The class fee is \$15 for members and \$20 for non-members, with a \$15 material fee. For more info please contact Karen Olson at 852-5401 or email kvolson@charter.net



Openings Still Available for Judy Zugish Workshops

FEBRUARY 2013

We have invited renowned teacher Judy Zugish to come teach two classes for the Great Basin Basket Makers Guild. These classes are both new and use rare and unusual materials and techniques. We are very fortunate to be able to have this caliber of instruction without having to travel to another state and have the additional cost of gas, lodging and food. It is a great opportunity to increase your own basket skills, weave with friends and learn from professional basket makers.

We welcome members from other guilds to join us. There is an additional fee for non-members of \$20 or the cost of membership to GBB. There is more info available on each of these workshops on our website greatbasinbasketmakers.org.

Judy Zugish Classes:

Samantha Rose

February 21-22, 2013

9:00-3:00

Cost: \$177.50 +/-

2 openings left

Bamboo Interplay

February 23-24

9:00-3:00 each day

Cost: \$155.50

1 opening left

Contact Pat Wescott at graybadgers@gmail.com or phone 1775-465-2769 if you wish to sign up for these classes.



Changing uses of Navajo baskets

Three types of Navajo baskets existed originally: the burden basket, the water jug, and the basketry tray. Basket production decreased with the advent of the trading post system in the 1870s and the traders' emphasis on the profitable local production of Navajo rugs. Western pots, pans, and other containers replaced the basket's utilitarian role, and baskets were made increasingly for decorative and ceremonial uses. Ceremonial baskets were often purchased from the Utes and Paiutes, as the Navajo creation of ceremonial baskets was governed by a strict set of taboos. By the mid-twentieth century, utilitarian baskets were made predominantly for the tourist trade. However, some basketry trays survived the transition, and are now made for ceremonial and decorative uses. Their role in preserving **hózhó** has been redefined as their purpose has altered to suit a changing world.



Today, the sale of baskets provides necessities for many Navajo families, supplying food, gas money, and the funds to pay monthly bills. Daughters, granddaughters, and increasingly sons and grandsons, now learn basket making.

Article copied from <http://www.twinrocks.com/categories/133-navajo-baskets.html>

Hozho: Dine' Concept of Balance and Beauty, Consideration of the nature of the universe, the world, and man, and the nature of time and space, creation, growth, motion, order, control, and the life cycle includes all these other Navajo concepts expressed in terms quite impossible to translate into English. The synthesis of all the beliefs detailed above and those concerning the attitudes and experiences of man is expressed sa'a naghai, usually followed by bik'e hozho.

Important Note: If you cannot attend a class that you signed up for-out of courtesy for the instructor, please notify the instructor, or coordinator.

Next Month's Newsletter Editor is:

**Cornelia Kallerud
cktahoe@hotmail.com**

Great Basin Basketmakers Membership Application/Renewal

Annual Membership Dues: \$20/yr, \$35/2 yrs, \$50/3 yrs. (Renewals due in January)

Date _____ Amount: \$ _____ New _____ Renewal _____

Name _____

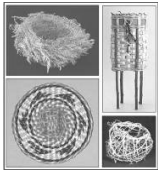
Address _____

City _____ State _____ Zip _____

Telephone _____ Email _____

Send this completed form and check payable to **Great Basin Basketmakers** and mail to:

Great Basin Basketmakers * P. O. Box 11844 * Reno, NV 89510-1844



Great Basin Basketmakers
Post Office Box 11844
Reno, Nevada 89510-1844



Great Basin Basketmakers

Established January 1987

- * Meet the first Thursday of each month at the First Congregational Church of Reno, United Church of Christ located at 627 Sunnyside Dr, Reno.
- * Open business meeting at 11:00 AM. *All are welcome.*
- * Bring a sack lunch.
- * Show & Tell/Lunch 12-1 PM. Program starts at 1:00 PM
- * Membership dues for Great Basin Basketmakers are \$20/yr, \$35/2 yrs, \$50/3 yrs. \$5 extra per household member pr yr. Dues are to be paid annually in January. Membership includes monthly newsletter, access to large library and reduced workshop rates.
- * Please direct address, email changes, membership dues, and requests for membership to PO Box 11844, Reno, NV 89510-1844
- * Questions regarding workshops, events, etc may be directed to GBB president, Karen Olson at 775-852-5401 or kvolson@charter.net or check our website at:

www.greatbasinbasketmakers.org

Announcements for Members: send to gbbreno@gmail.com

Our Mission Statement

The main focus of the Great Basin Basketmakers is to make baskets, to learn everything possible about the tradition and techniques of basketry and to pass this knowledge along to others.

