


# Great Basin Basketmakers

Continuing 10,000 Years of Basket Arts

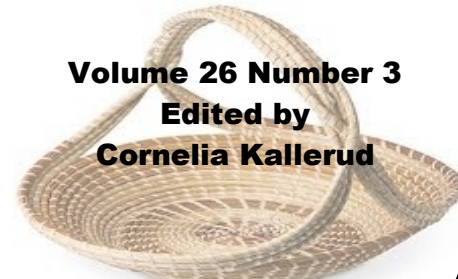


## Newsletter

March 2012

Volume 26 Number 3

Edited by  
Cornelia Kallerud



[www.greatbasinbasketmakers.org](http://www.greatbasinbasketmakers.org)

### ATTENTION:

Since we are converting GBB's newsletter to electronic format, this will be the last mailing as long as we have your email address. Future newsletters will be sent to your email address around the 20th of the month. We will continue sending the newsletter to members without an email address around the same time.

Please contact Sandy at (775) 786-2165 or [zoerware@sbcglobal.net](mailto:zoerware@sbcglobal.net) if you should have problems receiving your newsletter in electronic format. Thank you.

**Next meeting– Thursday March 1st, at the First Congregational Church of Reno.**

Business meetings commence at 11:00 a.m. and usually last about an hour, followed by a sharing session entitled "Show and Tell" and lunch (bring a sack lunch.) The monthly program begins at 1:00 p.m.

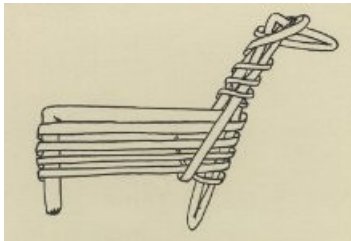
### Split Twig Figure Program—With Sue Ann Monteleone

Split twig figures resembling deer or bighorn sheep have been found in caves along the Colorado River and its tributaries. They have been radiocarbon dated to between 2000 and 4000 years ago. We will see a brief PowerPoint on the history of their discovery and research and then we will have fun making some from fresh willow twigs. Twig figures have become very popular with primitive technology and survival arts groups and have become an emblem or logo for many organizations including the Society of Ethnobiology.

Some of the earliest articles on split twig figures were by S.M. Wheeler, Nevada's first 'state archaeologist' in 1940. Wheeler's drawings of split twig figure manufacture are in the Nevada State Museum collections and copies of those drawings will be shared.

Willows will be provided. Come test the agility of your fingers!

**One more time  
if your newsletter label  
reads "2012"  
you need to renew your  
membership instantly!!  
Thanks very much.**



### In this issue

|                                |           |
|--------------------------------|-----------|
| 3rd Saturday workshop.....     | ...page 2 |
| 3rd Thursday workshop + more.. | ...page 3 |
| Meeting minutes .....          | ...page 4 |
| GBB exhibits, treasurer's rpt  | ...page 5 |
| 2012 GBB retreat info....      | ...page 6 |
| More festivals and retreats    | ...page 7 |



## Third Saturday Workshop

### **Weave Around a Bottle**

Instructor: Cat Wahrenbrock

Saturday, March 17th 2012

9:30am to 3:00pm

Sky Peaks Community Room

1520 Sky Valley Drive - Reno



Baskets around bottles are GREAT fun and fast to weave. Historically, the baskets acted as protection and as an evaporative cooler for the liquid inside. You can use up scrap materials and any combination of color design or weaving techniques. In this workshop, I'll give you the basics and then make some suggestions. Use your imagination and have fun. Weave around a full bottle of wine as a gift or an empty, and purchase a new cork - then decant your favorite beverage. Large or small bottles can make interesting designs. To help with your creativity, I will supply natural and dyed material, some cane, sea grass and beads...if you have any special materials you want to incorporate, bring them along.

What to Bring - Tools, Spray Bottle, Towel, Soaking Pot and a Bottle. (I will have extra bottles)

Cost \$15 Members- \$20 Non Members - Material Fee \$10.00. If you have any questions, contact Cat at [sweetwaterbaskets@gmail.com](mailto:sweetwaterbaskets@gmail.com) or call (530) 277-4250 (Cell)





## **Third Thursday Workshop**

**Mar 15 , 9:30am**

Sky Peaks Community Room at 1520 Sky Valley Drive, Reno, NV

### **Spiral Weave on Branch with Judy Magiera**

Cost \$15 members, \$20.00  
non-members

Materials: \$5.00.

If you are bringing your own  
materials: 18" x 2 to 3" dia  
twigs, #4 reed

Tools needed: regular weaving  
tools, water container, small  
weaving materials such as  
twine, jute, leaves, yarn, baby  
seagrass, and/or reed.  
*And last but not least your  
lunch, tales to spin and your  
jolly disposition.*

**TWIG SPIRAL**



### **NWBW Willow Weekend,**

Friday, June 1, 2012 at 7:00pm until Sunday, June 3, 2012 at 5:00pm

Entiat Grange, 14108 Kinsel Street, Entiat, Washington

Don't miss this unique opportunity to explore the wide range of techniques that are willow basketry.

Three distinguished willow instructors, each specializing in her own aspect of willow weaving, are gathering in north central Washington for a weekend filled with presentations and workshops.

These three ladies are: Jo Campbell-Amsler of Monticello, ID

Katherine Lewis of Mt. Vernon, WA

Judy Zugish of Marysville, WA.

The weekend will kick off with a presentation - *Three Willow Women and Their Work* -

**Friday evening, June 1st from 7:00 - 8:30pm.** All three ladies will illustrate and discuss their methods of working with willow. There will be opportunities to ask questions and learn all you want to know about this endless subject. This presentation is free and open to the public.

**Saturday and Sunday, June 2<sup>nd</sup> & 3<sup>rd</sup>,** will feature workshops by our three instructors. You will need to pre-register for these workshops. Information and workshop schedules can be found at

[www.nwbasketweavers.org](http://www.nwbasketweavers.org).

for use as a weaving element.



## **GBB Meeting Minutes February 2 2012**

### **First Congregational Church of Reno**

*Submitted by Cat Wahrenbrock.*

Meeting was call to order @ 11:00 pm by Karen Olson.  
There were 22 members present.

**New Business Report** - GBB Brochures will be distributed to locations where printed newsletters had been available. Deadline to submit information to the newsletter is the 10<sup>th</sup> of each month. The Retreat Committee presented a wonder line-up for this year's workshop. Deposits and sign-ups have started. See Retreat article for details.

**Membership report** by Sandy Zoerner – Membership stands @ 191. Glance at your newsletter label to see when your dues are due - if it says 2012 your dues were due in January.

**Treasures Report** by Bonnie Kennedy

**Special Workshops Report** by Karen Olson - Coming July 27, 28, & 29 2012 Donna Sakamoto Crispin's workshops are full with a waiting list; email Pat Wescott to be on the waiting list.

**Meeting Program Report** – March meeting program- Sue Ann Monteleone presents *Split Twig Figures*. April Barber teaches a *Recycle Project* in April.

**Library Report** - If you desire a book, just let Connie know. We are still working on ideas and logistics for the library at our new location.

**Monthly Workshop Report** -Karen Olson teaches Amy's Basket on *February 16* and A Twill Weave Painted Paper Basket on *February 18*. Judy Magiera teaches Spiral Weave on A Branch *March 15* and *March 17* Cat Wahrenbrock's workshop on is Weave on a Bottle. See the GBB website for more information.

Remember – payment is due when you sign up for all workshops –be ready with your check or cash, as our teachers need your commitment to prepare for their classes.

**Exhibits/Shows Report** by Margaret Marshall– The Northwest Library with host our display in March and April, bring your baskets to the March Meeting with identification and information on materials and techniques. Tent Cards made from folded 3x5 cards are requested. Contact Margaret for more information.

Meeting was adjourned at noon - Show and Tell got underway followed by St. Bridget's Cross taught by Sue Ann Monteleone.







# 2012 Retreat

May 15th—May 18th, 2012  
Zephyr Point Conference Center  
Lake Tahoe, Nevada

For those of you who have never been to our annual GBB Retreat—we have 2 days of basket making workshops—Wednesday and Thursday, many fun filled evening activities, a great basket raffle and a silent auction. It's a wonderful event and a great getaway for everyone; the setting is gorgeous and the camaraderie is awesome. Again this year Meg Price, a Certified Personal Trainer, will be organizing morning and late afternoon stretching and flexibility sessions—what a beautiful setting. This year we are introducing an "Embellishment Fair" (April Barber, Chair) to be held on Wednesday evening, where members are encouraged to share their favorite embellishment ideas. There is never a lack of activities and good food at the retreat. Thursday night will be the finale with the raffle and silent auction; as well as the singing of the GBB song.

Everyone attending the retreat is strongly encouraged to bring a basket or basket related item for the raffle and/or silent auction. At the May guild meeting there will be a contest for the "Best Retreat Basket Raffle." Members attending the May meeting will vote on their favorite basket, the winner will receive \$100 towards their retreat fee. If you cannot bring your raffle basket to the May meeting, you can either bring it directly to the retreat or if you want to participate in the Raffle Basket Contest you can mail it to Sandy Zoerner (Retreat Basket Raffle Chair.) ***Remember all the proceeds from the Retreat Raffle go towards paying for future retreat workshop instructors--helping us keep the costs down for everyone!!!***

The cost of this year's retreat is \$230 for 3 nights and 4 days includes all your meals and lodging. A deposit of \$40 will hold your space and allow you to sign-up for the workshops. If you have any questions or suggestions concerning the retreat please feel free to contact any committee member (April Barber, Meg Price, Karen Rosselli) or Karen Olson at 852-5401 or email [kvolson@charter.net](mailto:kvolson@charter.net). The final payment for the retreat will be due at the April Guild meeting, if you are not able to attend the April 5th meeting please mail your checks made out to GBB to: Karen Olson, 4201 Fairview Road, Reno, NV 89511. Please let us know if you have any special dietary needs.

## Workshop Schedule

### Wednesday, May 16th

9 AM - 4 PM Grocery Bag Basket (All Day)

9 AM - NOON Copper Screen Pouch

1 PM - 4 PM Felted Vessel

### Thursday, May 17th

9 AM - 4 PM Cross-Stitch Cedar Bark Basket (All Day)

9 AM - NOON Willow Figure

1 PM - 4 PM Pine Needle Turtles

### Grocery Bag Basket with Cat Wahrenbrock

I love this Basket! Think how many times we put things into a shopping bag. This basket is the size and shape of a paper grocery bag but, sturdy, fun to carry, environmentally friendly, *and* it stands up on its own. The spokes are strong 5/8" flat reed and the rim is constructed with 5/8" flat oval; this makes for a long lasting, utilitarian basket that is not only practical, but attractive as well. The sides can be woven with 1/2" flat reed or a combination of several different sizes which I will have available. Smoked (walnut color) reed can add a design element or the entire basket can be stained with any wood stain. The cotton Shaker tape handle adds color and design as well.

Tools you will need are: cutters, utility knife, weight, spray bottle, yard stick or cloth measuring tape, a cheap pair of gloves (the one-size fits all knit gloves), plus a dish-pan sized soaking pot.

There are several color options of Shaker tape and reed weavers. Please contact Cat at (775) 847-7302 or (530) 277-4250 (cell) or Email her at [sweetwaterbaskets@gmail.com](mailto:sweetwaterbaskets@gmail.com) when you sign-up for the class to make your color selections, so she can order and prepare your materials. Material Fee is \$35.





### **Copper Screen Pouch with Knotless Netting with April Barber**

In this half-day workshop we will begin by heating copper screen to create a beautiful patina. We will fold and sew the copper screen into a pouch form measuring approximately 2" x 3". Finally, we will cover the surface of the pouch with knotless netting in coated copper wire. We will learn decorative netting stitches and learn to incorporate beads into the netting. Please bring a metal ruler, pen, sharp awl, folding tool and any extra beads you wish to add to your project. Material fee is \$20.



### **Felted Vessel with Gayle Still**

**Create a hand felted vessel from wool using the wet felting process.**

Tools you will need: scissors, two cellulose sponges (one for applying soapy water and one for extracting it), towel, black waterproof sharpie, 2 plastic containers (one for soapy water and a small dishpan size one), and a wooden spoon. It is a wet project so dress appropriately.

Material fee is \$15 which covers the wool, rolling mat, netting and plastic used in the felting process.

### **Cross Stitch Cedar Basket with Karen Rosselli**

Join Karen Rosselli for the day to make an exquisite cedar bark and waxed linen basket. Create your basket with a unique cross-stitched weave that is versatile and fun to learn. This basket is approximately 3" x 4 1/2" with a 2/2 twill base. Our retreat is an excellent venue for this project, as we will all finish and have a new treasure to take home with you! Karen will need to place an order early, so please pre-pay your material fee and choose your waxed linen colors, no later than April 5<sup>th</sup>. If there is an issue with this fee, please contact her personally to make other materials arrangements. The material fee is \$45.



### **Willow Figure with Betty Hulse**

Weave a willow figure, goddess, male or female or whatever pleases you in this half-day class. Body is woven from small willow and has a gourd head. Then you will decorate the figure with ribbon, yarn, beads, shells, fabric, paper...use your imagination. Betty will provide willow and gourd, a variety of decorative materials, but you are welcome to bring your own selection. The undecorated woven figure shown is approximately 12". Material fee is \$10.

### **Pine Needle Turtles with Kaylee Mayne**

These little simple coiled pine needle turtles are fun to make and wear. This half day workshop gives you the opportunity to make a set of earrings, necklace, and/or a brooch. The only tools you will need are scissors, a ruler, spray bottle, and a towel. Kaylee will provide the pine needles, sinew, leather, beads, and jewelry hardware. Material fee is \$10.





THE 10TH ANNUAL GREG LEISER FARMS  
**GOURD ART FESTIVAL**  
 AND  
**GOURD SALE**



MAY 19TH & 20TH, 2012  
 SATURDAY & SUNDAY 9 TO 5

21886 KNIGHTS ROAD  
 KNIGHTS LANDING, CA. 95645

Phone: (530) 735-6677  
 Email: gleiser@afes.com

**Please contact us if you would like to  
 be a vendor!**

**Gourd Art, Of Course!** Gourd artists from all over California showcasing and selling exquisite gourd art, gourd supplies and tools. expert gourd artists!

**Gourd Art Classes** Pre-festival gourd art classes being offered from May 16 - May 18.  
 Call for details and to register for classes!

**2012 GBB Officers and Board Members:**

President.....Karen Olson, 852-5401  
 Vice-President.....Kaylee Mayne  
 Secretary.....Cat Wahrenbrock  
 Treasurer.....Bonnie Kennedy  
  
 Board.....Meg Price  
 Board.....Donna Newlin  
 Board.....KayLee Mayne  
 Board.....Paula Pennington  
 Board.....Betty Hulse  
 Board.....Judy Scribner  
 Membership.....Sandy Zoerner 786-2165  
  
 Scholarship Committee ..Linda Havens 329-5223  
 Billie Walker 626-6767

**Columbia Basin Basketry Guild, Portland, Oregon.**

The Columbia Basin Basketry Guild will hold its annual Tidal Twinings Basketry Retreat October 17-21, 2012, at Camp Magruder, Rockaway Beach, OR.

Teachers are invited to submit proposals for classes, and can obtain forms from the web at <http://www.basketryguild.org/retreat>, or contact Kate Mueller-Wille at [CBBGRetreat@gmail.com](mailto:CBBGRetreat@gmail.com), or 16304 NE 231st St, Battle Ground WA 98604.

Proposals to teach are due March 19, 2012.  
 If you are interested in attending the Retreat as a student, class brochures and registration information will be mailed out May 20th, and will be posted on our website.

If you have attended before, you are already on our mailing list. If you would like to be included on our list, please contact Kate Mueller-Wille at our website [CBBGRetreat@gmail.com](mailto:CBBGRetreat@gmail.com), or 16304 NE 231 St, Battle Ground WA 98604.

**Hope to see many of you there!**

**Next Month's Newsletter Editor is:**

**Sandy Zoerner**  
**[zoerware@sbcglobal.net](mailto:zoerware@sbcglobal.net)**

**Great Basin Basketmakers Membership Application/Renewal**

Annual Membership Dues: \$20/yr, \$35/2 yrs, \$50/3 yrs. (Renewals due in January)

Date \_\_\_\_\_ Amount: \$ \_\_\_\_\_ New \_\_\_\_\_ Renewal \_\_\_\_\_

Name \_\_\_\_\_

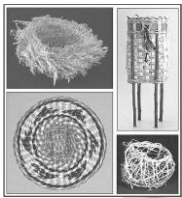
Address \_\_\_\_\_

City \_\_\_\_\_ State \_\_\_\_\_ Zip \_\_\_\_\_

Telephone \_\_\_\_\_ Email \_\_\_\_\_

Send this completed form and check payable to **Great Basin Basketmakers** and mail to:  
**Great Basin Basketmakers \* P. O. Box 11844 \* Reno, NV 89510-1844**





**Great Basin Basketmakers**  
Post Office Box 11844  
Reno, Nevada 89510-1844

Non-Profit Org  
U.S.POSTAGE  
PAID  
Reno, Nevada  
Permit 300

**RETURN SERVICE REQUESTED**



**Time-Dated Material**  
**March 2012**

## **Great Basin Basketmakers**

Established January 1987

- \* Meet the first Thursday of each month at the First Congregational Church of Reno, United Church of Christ located at 627 Sunnyside Dr, Reno.
- \* Open business meeting at 11:00 AM. *All are welcome.*
- \* Bring a sack lunch.
- \* Show & Tell/Lunch 12-1 PM. Program starts at 1:00 PM
- \* Membership dues for Great Basin Basketmakers are \$20/yr, \$35/2 yrs, \$50/3 yrs. \$5 extra per household member pr yr. Dues are to be paid annually in January. Membership includes monthly newsletter, access to large library and reduced workshop rates.
- \* Please direct address, email changes, membership dues, and requests for membership to PO Box 11844, Reno, NV 89510-1844
- \* Questions regarding workshops, events, etc may be directed to GBB president, Karen Olson at 775-852-5401 or [kvolson@charter.net](mailto:kvolson@charter.net) or check our website at:

**[www.greatbasinbasketmakers.org](http://www.greatbasinbasketmakers.org)**

E-Bulletin board: Contact Margaret Marshall at [gmlmarshall@aol.com](mailto:gmlmarshall@aol.com)

## **Our Mission Statement**

The main focus of the Great Basin Basketmakers is to make baskets, to learn everything possible about the tradition and techniques of basketry and to pass this knowledge along to others.

