


Great Basin Basketmakers

Continuing 10,000 Years of Basket Arts



Newsletter

March 2011


Volume 25 Number 3

Edited by
Cornelia Kallerud

www.greatbasinbasketmakers.org

Next General Meeting Program
Thursday, March 3rd
Larry D. Johnson Community Center
Sparks

Optional Social—12:00 noon
Business meeting—12:30
Program—2:00



Welcome new Members

Casandra Burton from Fernley
Lynn Howard from Sparks
Carol Allen from Carson City
Mary Louis from Reno
Charlotte Rhoads from Placerville, CA
Hillary Albrecht from Newcastle, CA

In this Issue

Meeting minutes	2
May Retreat update	3
April Workshops and classes	4
March Classes	5
Other basket and weaving events	6
Pine needle techniques	7

Love is a fruit in season at all times, and within reach of every hand. Mother Teresa



Margaret showing basket starts at the February workshop

March Meeting Program
A Little About Natural Dyes
Presented by Cat Mena



Coloring is one of the most delightful arts, also a most responsible branch of manufacture; and a good dyer makes a manufacturer wealthy, happy and renowned, while a poor one brings ruin, bankruptcy, and misery... (Haserick, 1869, p.2)

It is hard to imagine that ~150 years ago Nature (insects, roots, leaves, shells, and flowers) supplied all color. Dyeing was big business and expensive as dye stuff circled the world; some colors highly prized and exclusive. For example, Royal purple was extracted from sea snails. It did not fade but became brighter with light – thus wearing royal purple denoted status. The more color a piece of material had, the more expensive it became. Synthetic dyes standardized and simplified the process, but lost much of the uniqueness.

For this one-hour presentation I will expound on the history of natural dyes. We'll go through the process: how to collect, prepare, and mordant, a simple dye bath (like ones that have delighted me for decades). I'll bring information on books, suppliers and equipment.

It's a start to the magic one can find in a dye pot.

Upcoming classes and Workshops

Thursday March 17th, Sky Peaks, Karen Rosselli
Saturday March 26, Sun Villa Est., Molly Gardener
Thursday April 21, Sky Peaks, April Barber
Thurs + Fri April 14 + 15, Sky Peaks, Mel Silva

GBB Meeting Minutes February 3, 2011 Larry Johnson Center

Submitted by Cat Mena.

Meeting was call to order @ 12.33 pm by President Karen Olson. There were 35 fabulous members present.

Treasures Report by Karen Rosselli – See Treasurer's Report

Membership Report by Sandy Zoerner: We have 8 new members that bring our current membership to 202 – we still need 38 renewals. Those who have not renewed will no longer receive the newsletter. Sandy has new rosters.

Correspondence Report by Billie Walker: A Thank You note was sent for the fantastic library donations.

Meeting Program Report by Karen Olson: March program: Cat Mena-A Little about Natural Dyes.

Check out GBB website for current program changes. Please contact Karen if you have a request or would like to be a presenter.

Monthly Workshop Report by Carol Thomas:

Margaret Marshall instructs a 2-day Pine Needle Basket workshop on Feb 15 & Feb. 17. Students will need to bring their own materials (contact Margaret).

March 17th Karen Rosselli will teach a small round reed basket – a fun basket for all, great for beginners. Molly Gardner is teaching a wall pouch on March 26th @ Sunvilla Estates.

Mel Silva needs payment for his weaving class to construct the looms.

Special Workshop Report by Margaret Marshall: Nothing new to report.

Exhibits/Shows Report: The Artist Co-Op program in September is on; let the creative juices flow. The Artist Co-op is located @ 627 Mills Street, Reno, NV. Website (www.artistsco-opgalleryreno.com).

Rima Kent Steiber shared information on several different shows: the airport concourse, McKinley Art Center (<http://www.reno.gov/index.aspx?page=289>) and one in Iowa. Oregon's Columbia Basin Basketry Guild (<http://www.basketryguild.org/>) want teachers for their retreat, contact them if interested. The Markleeville Library is always interested in basket displays-contact Paula Pennington.

Special Projects/Event Report: GBB 2011 Retreat signups continue; \$35 deposit can be made, now, with the remainder due by the April meeting. Next meeting will firm-up workshop particulars. Kaylee posted pictures of our 2010 retreat -GREAT FUN! Contact Linda Havens or Billie Walker for scholarships information. There will be a basket raffle contest @ the May meeting – winner will receive the material \$ for whatever workshops he/she signed up for at the retreat.

Publicity Report: Karen Olson reported on our corrected phone number.

Library Report by Susan: More new books have been donated by Molly Gardner's friend, Thanks a bunch!

E-Bulletin Report by Margaret Marshall: If you have requested a bulletin and it does not appear within 2 days - contact Margaret again.

Announcements: Molly Gardner needs magazines for memory boxes-bring them to the next meeting.

Old Business: Raffle items are always needed and appreciated. Sandy Moore takes care of the GBB website. All information about the website should go to her. weaveaire@sbcglobal.net.

New Business: Community Outreach Committee- The Life Care Center would like volunteers to teach simple baskets. Contact Karen Olson if you are interest in joining an Outreach Committee.

Willow collecting at Chrissy Caughlin Park in Reno is schedule for Feb 12 and 26th - contact Betty Hulse.

Material Sharing: Betty Hulse has Japanese iris leaves and Cheryl Bennett has Dogbane.

Meeting was adjourned at 1:25 pm.

Show and Tell proceeded - Remember your Show and Tell treasures – They inspire and encourage us all.

I never drink water because of the disgusting things that fish do in it. W. C. Fields

Hey Everyone!!!!

By Karen Olson

The 2011 GBB Retreat at the beautiful Zephyr Point Presbyterian Conference Center at Lake Tahoe is getting closer and we now have 25 members signed up for this year's adventure. The three day event will begin Tuesday, May 17th and run through Friday, May 20th; the cost for this year's retreat will be \$220—which covers double occupancy, all meals and workshops (excludes workshop materials fees.) The retreat committee—Connie Douglas, Cat Mena, Joan O'Brien, and Karen Olson—are firming up the details this year's workshops and other activities during our 3 day adventure at the lake. We have a tentative workshop schedule for this year: Small Lidded Pine Needle Basket (full day with Linda Havens), a Double 3-Rod Wale Basket (full day with Carol Thomas), then a Woven Fiber Rush Footstool (1/2 day with Joan O'Brien) and a Woven Painted Paper Party Napkin Basket—say that 3 times—(1/2 day with Karen Olson.) We will begin sign-up sheets for the workshops at the March meeting along with samples and materials fees for each project.

For those of you who have never been to the retreat—we have 2 days of basket making workshops—Wednesday and Thursday; fun filled evening activities; a great basket raffle and silent auction. It's a wonderful event and a great getaway for everyone; the setting is gorgeous and the camaraderie is awesome. Something new this year, Meg Price will be organizing some morning and late afternoon yoga sessions—**what a beautiful setting.**

When you sign-up you will be required to pay your deposit of \$35 to reserve your space, with the balance due by the April guild meeting. If you have any questions or suggestions concerning the retreat please feel free to contact any committee member or Karen Olson at 852-5401 or kvolson@charter.net. You can mail any deposit checks and/or final payment of \$185 made out to GBB to Karen Olson, 4201 Fairview Road, Reno, NV 89511. Start saving your pennies or dollars to come join us at this fun filled yearly event.




February 2011 treasurer's report by Karen Rosselli.

During the month of January 2011 we took in \$1189 (mostly membership renewals) and paid out \$219.61 leaving a balance of \$4380.82 in the checking and \$7335.46 in the savings account.

As always, copies of detailed reports are available upon request.

Membership Renewal Reminder : Don't put it off - Get your membership updated!



*Scenes from the 2010 retreat
Work—play—serenity*



He taught me housekeeping; when I divorce I keep the house. Zsa Zsa Gabor
--



Third Thurs. Class at Sky Peaks April 21 2011

by April Barber
ecolgeo@yahoo.com

Okay, this is a fun basket made with a juice carton, plastic bags and any additional recycled material that you may have, like the plastic netted bags onions and tomatoes sometimes come in, straws, pull-tabs from juice cartons or aluminum soda tabs for a cool rim effect. You will need a ruler, scissors, a few clothespins, pen and pencil and the recycled items mentioned above (please

wash and rinse the carton and leave open to dry so it won't be sticky or smelly). It will be fun and creative! No 2 will be the same.

Special Workshop at Sky Peaks in April

Small Navajo Rug Workshop by: Mel Silva

meljsilva@sbcglobal.net or 916-967-1230

April 14 & 15 2011

Sky Peaks Community Room

9:30 – 4:00

Class fee \$100.00 plus Loom \$50.00 for new students

The loom fee includes: miniature Navajo vertical loom, approx. 12" wide by 18" high. Stick shed and Pull shed dowels; Three warping dowels and four warping pegs; Batten; Push stick; Fork (beater); and Blunt tapestry needle.

Your materials fee includes: Two or three colors of single ply weft yarn, Navajo style genuine wool, warp string, edge cord for top and bottom of project and "side" edge cord, all hand plied on Navajo spindle by instructor and cotton string for binding on.



Class description: Students will create a small rug sampler. Instructions will include, how to "warp up" the loom; use of weaving tools and loom; the basic weave; and special techniques, wavy line, vertical line, seed, and checkerboard; how to weave and insert figures into the rug, rectangle, hourglass, diamond, and arrow. Also, students will learn how to weave a side edge cord into their rug for beauty and to protect and strengthen the edge of the rug. The finished process of the "last inch" at the top of the weaving will be demonstrated.

Written instructions will be provided to assist students with their weaving away from class.

Full payment must be made by March 3, 2011 **or before if possible:**

Mail checks to Mel at 8744 Piedra Wy. Fair Oaks, CA 95628

A stockbroker urged me to buy a stock that would triple its value every year. I told him, "At my age, I don't even buy green bananas."

Third Thursday Class in March

March 17th

9:30 am at Sky Peaks.

Cost \$15 members - \$20 non-members plus \$8 for materials.

Join Karen Rosselli on March 17 to make this fun little basket. All weavers are welcome. This is a good basket for beginners as well as more experienced basket makers. I will have a selection of space-dyed reed or undyed reed if you prefer. Bring spray bottle, weaving tools, soaking bucket and a towel.

For more info contact Karen
772-972-6997 or strongbear@aol.com



**In daily life we must see that it is
not 'happiness that makes us grateful',
but 'gratefulness that makes us happy'.**



Fourth Saturday Class in March

New Date: March 26, 2011

Round Wall Basket

Time: 9:30 a.m. – 3:30 p.m.

Location: Sunvilla Estates Clubhouse (call Molly for directions)

Instructor: Molly Gardner

Class Fee: Members \$15.00 Materials: \$10.00

Weaving level: Intermediate- class size is limited to 12

Create a versatile wall basket that will hold a multitude of things. It's a great basket for dried seasonal flowers, collectibles, and fancy guest soaps or fill it with things for a gift. You will

learn shaping by weaving rows of turn-backs to build the pocket of the basket. Many different weaving and shaping techniques will be used. We will be using 3 sizes of round reed for the basket. You will have several choices for the colors. Bring all your usual basketry tools, including small needle-nose pliers, small awl, basketry scissors, tape measure, soaking tub/pail, spray bottle, a few twist ties, a large kitchen trash bag and 4 grocery size plastic bags. **Be sure to bring lunch.**

This basket will take about 5 hours to complete, so we will need to start class promptly at 9:30.

For more information contact Molly at 673-1628 or mollygbb@yahoo.com.

The Columbia Basin Basketry Guild

Feb 4 through March 2, 2011 An exhibit entitled "Twisted" at the Multnomah Arts Center in Portland, OR
October 19-23, 2011

will hold its annual Tidal Twinings Basketry Retreat ,
at Camp Magruder, Rockaway Beach, OR.

Teachers are invited to submit proposals for classes, and can obtain forms from
the web at [http://www.basketryguild.org/2011 retreat](http://www.basketryguild.org/2011%20retreat),
or contact Kate Mueller-Wille at CBBGRetreat@gmail.com,
or 16304 NE 231st St, Battle Ground WA98604.

Proposals to teach are due March 15,2011.

If you are interested in attending the Retreat as a student, class brochures and
registration information will be mailed out May 22nd and will be posted on our
website. **If** you have attended before, you are already on our mailing list. **If** you
would like to be included on our list, please contact Kate Mueller-Wille at our
website CBBGRetreat@gmail.com,
or 16304 NE 231st St, Battle Ground WA 98604.

Hope to see many of you there!

Upcoming Bay Area Basket makers—and more—Events

March 16-20 Northwest Basket Weavers Spring retreat, Port Orchard, WA
nwbasketweavers.org/news/2010nov.pdf

April 30-May 1 Misti Washington Biennial Conference, San Diego Botanical Gardens, Encinatas, CA
760-431-1645 or caldesigns@roadrunner.com or www.baskets-gourds.com

May 13-15 CNCH 2011 in Sutter Creek, spinning and weaving conference (Conference of Northern California Hand weavers) www.cnch.org

May14-15 Leiser Gourd Farm, Knights Landing, CA 9th annual Gourd Festival www.gourdfarmer.com

~~~~~

### **Here is another variation of the Mariposa Stitch**

**which we learned is Margaret's recent Class**

*From the book : Indian Basket Weaving—the Navajo School of Indian Basketry*  
*Originally published in 1903, republished in 1971 by Dove Publications, Inc, NY*

#### **SAMOAN WEAVE.— (Lace Effect)**

##### **SHOWING THE BASKET COMMENCED AND FINISHED.**

The weaving of this dainty basket makes it especially suitable for the  
dressing table, or the numberless uses that ladies find for dainty boxes and bas-  
kets. Treasure baskets were the special pride of our dusky Indian maidens, and  
we feel confident that this basket will be much appreciated by our readers.

The half-tone of the commenced basket, as well as the finished one, will  
give some idea of the possibilities of this weave.



A basket woven in No. 1 reed will make a fairy-like jewel case, and woven  
in No. 7 or 8 reed, with two full strands of raphia, will give a beautiful tray for  
cards, or make a charming fruit or nut basket.

For either tray or basket, make a flat placque, or mat, twelve or fourteen  
inches in diameter, with slightly-rounded sides, not having it more than one and  
one-half or two inches deep.

This weave gives splendid results for the time and labor expended upon  
it, being woven very quickly.

For this weave carefully read over our "general directions for a continuous  
coil basket." Commence this basket in exactly the same manner, and weave  
until you have covered four coils. Hold the *uncovered reed* the distance from  
the *woven coils* that you desire for the lace part of your basket.

Then wrap the thread *toward you*, around the single reed four times,  
going down between the coils with the fourth wrapping stitch.

#### **Arnie's Arts 'N' Crafts - Houghton Lake**

3741 W. Houghton Lake Drive  
Houghton Lake, MI 48629  
989-366-8794

<http://www.arnies.com>


[info@arnies.com](mailto:info@arnies.com)

**Sale runs 2/13 thru 2/28.**

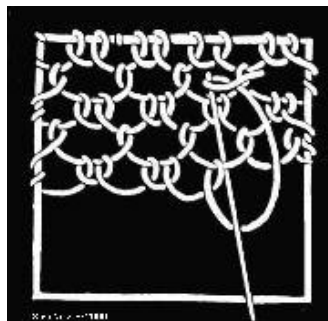
~~~~~  
Wine is constant proof that God loves us and loves to see us happy. Benjamin Franklin

Knotless Netting Stitching Techniques


cover a rock and use it as a base for a pineneedle basket



With Multiple Twists
Vary Number of Stitches in Each Mesh



Two Stitches in each



Stitches Worked in a
Triangle Pattern



Pine needle Stitches



Front-back V



Basic
Front-back



Back-front V



pierced



pierce vertical
arm of V



pierce vertical arm,
row 1 front-back
row 2 back-front



pierce slanted
arm of V



work 3 vertical arms,
spread, back stitch



over 2 coils twice, cover
stitches between coils



wrapping



back-stitch



alternate rows

for more details see <http://pinebaskets.tripod.com/glossary.html> or check out any pinneedle book from the GBB library

Older people shouldn't eat health food, they need all the preservatives they can get. *Robert Orben*

Next Month's Newsletter Editor is: Cindy Kinerson

cindykinerson@yahoo.com 772-323-4502

Great Basin Basketmakers Membership Application/Renewal

Annual Membership Dues: \$20/yr, \$35/2 yrs, \$50/3 yrs. *(Renewals due in January)*

Date _____ Amount: \$ _____ New _____ Renewal _____


Name _____

Address _____

City _____ State _____ Zip _____

Telephone _____ Email _____

Send this completed form and check payable to **Great Basin Basketmakers** and mail to:
Great Basin Basketmakers * P. O. Box 11844 * Reno, NV 89510-1844



Great Basin Basketmakers
Post Office Box 11844
Reno, Nevada 89510-1844
RETURN SERVICE REQUESTED

Non-Profit Org
U.S. POSTAGE
PAID
Reno, Nevada
Permit 300



Time-Dated Material
March 2011

Great Basin Basketmakers

Established January 1987

- * Meet the first Thursday of each month in **Sparks at the Larry D. Johnson Community Center**, 1200 12th Street.
- * **Open business meeting at 12:30 PM. All are welcome.**
- * Show and Tell 1:30-2 PM. Program starts at 2:00 PM
- * Membership dues for Great Basin Basketmakers are \$20/yr, \$35/2 yrs, \$50/3 yrs. \$5 extra per household member per yr. Dues are to be paid annually in January. Membership includes monthly newsletter, access to large library, and reduced workshop rates.
- * Please direct address or email changes, membership dues, and requests for membership to:

PO Box 11844, Reno, NV 89510-1844

Questions regarding workshops, events, etc may be directed to
GBB President, Karen Olson at kvolson@charter.net or
check our website at:

www.greatbasinbasketmakers.org

E-Bulletin board: Contact Margaret Marshall at
gmlmarshall@aol.com

Our Mission Statement

The main focus of the Great Basin Basketmakers is to make baskets, to learn everything possible about the tradition and techniques of basketry and to pass this knowledge along to others.

