


Great Basin Basketmakers

Continuing 10,000 Years of Basket Arts



Newsletter

July 2012

Volume 26 Number 7

Edited by

Cornelia Kallerud

www.greatbasinbasketmakers.org

GBB Board Meeting

The GBB Board will meet on Tuesday, July 17 at 10:30 a.m. in Carson City at the Business Resources Innovation Center (BRIC) at 108 E Proctor Street. GBB members are welcome to attend. Items on the agenda include a revision of the GBB Policies and Procedures which will be presented at the August GBB meeting.

July 5, 2012 meeting will be held at Karen Olson's home, 4201 Fairview Road, Reno, NV, (775) 852-5401.

There will be a short business meeting at 11:00 am, followed by a Show and Tell Potluck Luncheon. Please bring a potluck dish to share and a folding chair, drinks will be provided. The program will begin at 1:00 pm. (Susan's program description)

Driving directions to the meeting location are:

Coming from the north, take 395 south towards Carson City. Exit at off ramp #61—S. Virginia exit by the pink Sclaris—go right, then take the first right at Holcomb Ranch Ln. Go about 1.7 miles to Dryden Dr. on your left, turn then take the first right hand street, Fairview Rd. Go up the hill to the stop sign at Fairview and Lamay—we are located across Lamay on the right hand corner.

If you are coming from the south on 395, take the South Meadows exit. Turn left towards S. Virginia, then turn right on S. Virginia. Holcomb Ranch Ln. will be on the left across from and just past Les Schwab Tire—which is on the right. There is a car dealer on the corner, then follow the same previous directions to Dryden Dr.

July Program-Dying the Natural Way

We will be dying silk scarves the natural way with flower heads. Cut your flower heads while they still have plenty of color in them and freeze in a gallon ziploc bag. Keep frozen until the day of the meeting. Roses seem to dye really well as do iris, and daffodils. I have quite a few bags of flowers

so if you want to make a scarf but don't have the flowers no worries. The bag you freeze them in is what you will be dying your scarf in. **There are no guarantees as to what color you will end up with.** If you want to do something different you can roll the scarf around a rusty tool. The rust



makes a very neat design.

I ordered silk scarves that are 11"x60", and will have them all ready to dye for the July meeting. I will bring the instructions on the mordant to the program. Please contact me at fordtraveler@gmail.com if you have questions.

This is a short but fun process and it is fun to watch the results develop into a pretty silk scarf.

Susan



Contents	page
Treasurer report +	
Elko show	2
Natural Mat Report +	
Reno Library exhibit	3
Meeting Minutes	4
Upcoming Classes	5+6
August Program	7

FIBER ARTS SHOW – GREAT BASIN COLLEGE

The Great Basin College would like to let our exhibit in Elko hang until the third week in November. At the June 7th meeting it was agreed that would be OK. The artist is responsible for all sales; the customer will contact the artist and the two of you will take it from there. Their venue is more about exposing students and the public to high quality art; they have not had blockbuster sales. Hopefully we will have some sales as it will be near Christmas.

Don't forget to bring your items to the July meeting to be photographed.

All baskets will be collected at the August meeting, be sure to have your tags, inventory and \$10.00 there.

Please send your artist statements electronically to b.kennedy1254@yahoo.com or hard copy to Bonnie Kennedy, 60 Greenstone Drive, Reno, NV 89512. Get them to Bonnie no later than July 15.

If you have any questions regarding the show, feel free to call Bonnie at 775 762-6583.

Here are two changes in the class schedule.

The July 21 Saturday with Gayle Still is canceled and the Sept. 20 special 2-day workshop with Cat Wahrenbock is canceled.

Cornelia has offered to teach a ply-split workshop July 21 if there is enough interest. Email her at cktahoe@hotmail.com by July 6 if you are interested so she can prepare the materials.

If anyone feels like teaching a class in September please call Carol Thomas, Betty Hulse,

Wool Gizzard Basket with Linda Pietz 3rd Thursday - July 19, 2012 9:30 am to 3:30 pm Sky Peaks Retirement Community Room

Linda's sister is a McGowan certified traditional rug hooking instructor. Linda writes: "I design patterns which are on our website at nolahooks.com. While visiting last summer, out of boredom I started making cordage out of some of her gizzards which are the strips used in making the rugs. I thought why not coil this; it looks pretty good. Thus the wool gizzard basket was born. I have since made a basket with the wool cordage on a gourd. I love the colorful randomness of this basket. By the way, some hookers call the gizzards worms. I like gizzards better."

The wool gizzard basket combines two historic techniques to create this unique basket. Taking skinny strips of wool in a variety of color which are used in traditional rug hooking, we will make cordage that will then be coiled into a colorful basket using perle cotton as the binding material. The basket is both strong and light. Tools: Bring sharp scissors and a #18 tapestry needle. All other materials will be included in the kit.

Class fee is \$15 for members/\$20 for non-members.
Materials fee: \$20.



FYI - By Pat Wescott

It occurred to me as I was writing up the information for the upcoming mask class that Cheryl and I are going to teach, that some people may not realize that the possession of predator, song birds and migratory bird feathers is illegal. If one uses these found feather on a piece of art and you try to show it, the Department of Fish and Game can confiscate it and fine you. This is the case with animal furs as well.

A great source of feathers, fur, bones, teeth, quills, claws, antlers, horn, etc. is Moscow Hide and Fur in Moscow, Id. 83843 <http://www.hidesandfur.com> or 208-882-0601

Feathers obtain from hunted water fowl or game birds are ok. I have found that white turkey feathers can be dyed or painted to look like real raptor feathers. Tandy's also does a great job of producing faux furs from rabbit skins.

From the Nevada Dept. of Fish and Game: The possession of feathers and other parts from MBTA-protected birds without permission is **prohibited**. The only exceptions are the feathers of legally-hunted waterfowl or other migratory game birds, which may be possessed by hunters. This prohibition extends to molted feathers and to feathers taken from road- or window-killed birds. Individuals or institutions wishing to use bird feathers, bones, or whole specimens for educational or research purposes must apply for permits from the U.S. Fish and Wildlife Service and their state wildlife or natural resource agency. For more information see <http://www.fws.gov/migratorybirds/mbpermits.html>.

Cherlyn and Pat's **August 9th**
mask class



Billie and Donna
with their perpetual
weave







Anne and Deborah at the re-
treat












 Library Exhibition Sierra View Library @ Old Town Mall 

4001 S. Virginia, Reno

Tuesday, July 3 through Friday, July 27, 2012

 They have one lockable case for our exhibition. With this limited space, please bring 
 small to medium size pieces of art. 

 Items needed: 
 1) A list of your work on a piece of paper, including your email address. 
 2) A tent card noting name of piece, technique/materials used and your name. 

 Questions, please call 825-4397 or email me.  Thanks, Margaret 



GBB Meeting Minutes June 7, 2012 First Congregational Church of Reno

Submitted by Sandy Zoerner for Cat Wahrenbrock.

Meeting was call to order @ 11:10am by Karen Olson.

There were 28 members present.

Membership report by Sandy Zoerner – Membership stands @ 145.

Correspondence Report by Billie Walker - A thank you note was sent to April Barber for providing a home to house our library. Cards will be available in the library for member's signatures as the occasion arises. Billie also spoke with Nancy Grundy who has not been to a meeting in some time. Nancy is doing fine and taking music lessons.

Treasures Report by Bonnie Kennedy – details in this newsletter

Monthly Workshop Report by Carol Thomas – June workshops with Lauren Lampe & KayLee Mayne are currently full. July will be a wool gizzard basket taught by Linda Pietz and Gail Still doing knotless netting. Details to be provided in this newsletter. Sign up sheets available for August workshops – garlic basket by Carol Thomas and gourd masks by Cheryl Bennett.

Special Workshops Report by Pat Westcott – Special Classes being taught by Donna Crispin are both full. Feb 21-24, 2013 will be Judy Zugish. There are a couple spots available. July 17-22 will be Polly Sutton with 4 one day classes. Photo samples to select from were available. Noted from Pat and Betty Hulse that scholarship money is available – be sure to apply.

Meeting Program Report – July meeting will be held at Karen Olson's home. Susan Lester will be teaching us dyeing silk scarves with flowers. Carol Thomas will be showing us a basket base at the August meeting.

Library Report – No new additions. The basket molds have been located and are available for check-out.

Exhibits/Shows Report by Margaret Marshall– Possible exhibit at the Historical Society in 2013-2014. Set-up for Sierra View library will be Tuesday, July 3rd. Bonnie Kennedy needs bios and photos for Great Basin College in Elko our next exhibit location, August 20th. thru November. Bring your baskets to the August meeting.

Old Business – Meg Price reported the board is working on revising general policies and procedures.

New Business: Don Wescott reported the need for business cards to distribute while making his rounds in selling our books to out of town sites. Discussion took place regarding distribution of our books and Mary Lee's calendar.

Monthly raffle held, sharing of our projects during show and tell, followed by the



Grandma Cherlyn tutoring Aspen
create the Josephine knot

Josephine Knot program taught by Kay Lee Mayne. Thank you Kay Lee.
Meeting was adjourned.



GBB newsletter July 2012



Retreat 2012



page4

Good Morning:

Please note I have made a change in my class.

It will be the Third Thursday Aug. 16, 2012 instead of the Third Sat!

It will be at Sky Peaks Community Room, from 9:30 to 3:00, although it will probably not take all that time.

The class is a round reed Garlic Basket using #3 reed. It is a beginning/intermediate class.

The class fee is \$15.00 for members and \$20.00 for non-members. Material fee is \$8.00 or you can bring your own #3 reed.

Supplies to bring include scissors, tape measure, pencil, awl, soaking tub, spray bottle, and a spoke weight (if you have one).

Your usual basketry tools, a small towel and your lunch are good also.

It is a fun project and I should have some nice fresh garlic from my garden to put in it.


We will have sign up sheets at the July and Aug meetings or you can call Carol at 775-345-0161 or Email Plantweaver@sbcglobal.net

Hope to see you then.

Thanks, Carol



**Getting ready for the program
Jolly Sandy and Kaylee**



Thank you all for sending your checks or paying your fees for Donna Crispin's classes.

You make my life easy. We are all set and ready to go. Things to bring: scissors, spray bottle, apron, old towel, clothes pins, lunch and

drinks

Both classes start at 9am all three days.

The classes will be held at Cheryl Bennett's home.

She will have a map at the July meeting for those who need it.

Check the website for pictures and more details

Judy Zugish Classes: February 21-24, 2013

Samantha Rose: Feb. 21-22 9-3 (1 opening)

Bamboo Interplay: Feb. 23-24 9-3 (3 openings)

Polly Sutton:

We only have dates at this point of July 17-22, 2013.

There are 4 one day classes being offered. We have loads of spaces available at this time.

Cedar in Color - Squatty Cedar Crossbark - Double Decker Cedar - Sweetgrass Sculpture

If you have any questions about these Special Classes or wish to sign up for any of them please contact Pat Wescott at 775-465-2769 or email at graybadgers@gmail.com. Leave your name and phone number



Knotless Netting Class - "Smilies"

Pat Wescott, Instructor

775-465-2769 or graybadgers@gmail.com



Date: September 15, 2012

Location: Sky Peaks

Time: 9:30-3:00

Cost: \$15 Materials Fee: \$10.00

Class Size: 15

You will learn to use knotless netting on a small mini gourd. After the knotless netting is put on the gourd you will add embellishments to create a little "Smilie" person. Beads, yarns for hair, face, gourd and waxed linen will come with your kit.

Please bring scissors, lunch and a drink.

Treasures Report for the Newsletter as of 06/11/2012 by Bonnie Kennedy

Total Cash includes checking & saving	13,160.48
Miscellaneous Income	361.65
Expenses to Date	-269.40
New Balance	13,252.73

Another year's retreat has come & gone. I've attended the retreat for the past 5 years and have enjoyed every one. Thank you to the retreat committee for helping this event to be so successful each year. I encourage GBB members who haven't experienced the retreat to seriously think about it for next year. It is a great experience and a lot of fun. Thanks to the grant committee, I was one of the recipients of GBB's grants which helped defray some of the expenses of the retreat. I also encourage GBB members wanting to attend the retreat, a special workshop, or other basketry related event to apply for one of GBB's grants. That's what they are there for. I love our organization. Sandy Zoerner



Hi all:

Attached is a photo of the meeting program for August.

I will provide materials to make a Double Cross Base out of #2 round reed for the meeting program. There will be no charge for this

If members wish they can purchase a kit for \$2.00 which will include a pattern and materials to finish the project at home and complete it into a small basket.

Those wanting to make the base should bring spray bottle, scissors, tape measure, pencil, spoke weight (if you have one) clothes pins, and a small towel.

The program should last about an hour.

Thanks, Carol



Show and tell June 7th.
Lovely Margaret Marshall

2012 GBB Officers and Board Members:

President.....Karen Olson, 852-5401
Vice-President.....Kaylee Mayne
Secretary.....Cat Mena
Treasurer.....Bonnie Kennedy

Board.....Meg Price
Board.....Donna Newlin
Board.....KayLee Mayne
Board.....Paula Pennington
Board.....Betty Hulse
Board.....Judy Scribner
Membership.....Sandy Zoerner 786-2165

Scholarship Committee ..Linda Havens 329-5223

Important Note: If you cannot attend a class that you signed up for-out of courtesy for the instructor, please notify the instructor, or coordinator.

Next Month's Newsletter Editor is:

Susan Lester

fordtraveler@gmail.com

Great Basin Basketmakers Membership Application/Renewal

Annual Membership Dues: \$20/yr, \$35/2 yrs, \$50/3 yrs. (*Renewals due in January*)

Date _____ Amount: \$ _____ New _____ Renewal _____

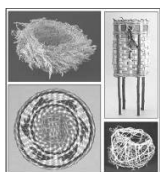
Name _____

Address _____


City _____ State _____ Zip _____

Telephone _____ Email _____

*Send this completed form and check payable to **Great Basin Basketmakers** and mail to:
Great Basin Basketmakers * P. O. Box 11844 * Reno, NV 89510-1844*



Great Basin Basketmakers
Post Office Box 11844
Reno, Nevada 89510-1844



Great Basin Basketmakers

Established January 1987

- * Meet the first Thursday of each month at the First Congregational Church of Reno, United Church of Christ located at 627 Sunnyside Dr, Reno.
- * Open business meeting at 11:00 AM. *All are welcome.*
- * Bring a sack lunch.
- * Show & Tell/Lunch 12-1 PM. Program starts at 1:00 PM
- * Membership dues for Great Basin Basketmakers are \$20/yr, \$35/2 yrs, \$50/3 yrs. \$5 extra per household member pr yr. Dues are to be paid annually in January. Membership includes monthly newsletter, access to large library and reduced workshop rates.
- * Please direct address, email changes, membership dues, and requests for membership to PO Box 11844, Reno, NV 89510-1844
- * Questions regarding workshops, events, etc may be directed to GBB president, Karen Olson at 775-852-5401 or kvolson@charter.net or check our website at:

www.greatbasinbasketmakers.org

E-Bulletin board: Contact Margaret Marshall at gmlmarshall@aol.com

Our Mission Statement

The main focus of the Great Basin Basketmakers is to make baskets, to learn everything possible about the tradition and techniques of basketry and to pass this knowledge along to others.

