


# Great Basin Basketmakers

Continuing 10,000 Years of Basket Arts



## Newsletter

January 2011

Volume 25 Number 1

Edited by  
Karen Olson

[www.greatbasinbasketmakers.org](http://www.greatbasinbasketmakers.org)

*Renewal Time!!!*

## JANUARY GUILD MEETING

January 6, 2011

*Larry D. Johnson Community Center in Sparks*

*Open Business Meeting—12:30 pm*

*Program—2:00 pm*

*We are going to start the New Year off by making new nametags during today's program, it could be your first GBB nametag or it could be a replacement tag:*

*Things you will need for Making Your Name Tag...*

*\*Everyone needs to bring:*

Awl

Scissors

Water spray bottle

Beads 6-8 mm

Towel and soaking container (small)

*\*If you are bringing your own materials bring the following:*

Pin back

Waxed linen

Reed #0,1,2,3 (Drill holes in your shard before hand the size of the reed)

Yarn scraps

Gourd shard

*Remember our new TIME!!!*

**NO EXTRA KITS will be available at the meeting and must be ordered from Pat prior to the meeting.**

\*If you are buying a kit (\$5) it will include: Sanded, varnished or painted gourd shard, waxed linen, reed (pre-cut), pin back, yarn and other materials. Order kits from Pat Wescott at 775-465-2769 or [graybadgers@gmail.com](mailto:graybadgers@gmail.com).

### *January at a glance:*

Jan 6.....GBB Guild Meeting

Jan 15.....Cherokee Wheel with Cat Mena

Jan 20...Swirling Star Bowl with Carol Thomas

Let's begin the New Year by welcoming Sallie Moore back to managing the website. Let's send her ALL of our basket photos, so we can begin the new year with some updated photo galleries on the website. Let's see what we have accomplished over the past year. Let's share our talents with each other and the rest of the world!!!

Sallie Moore at [weaveaire@sbcglobal.net](mailto:weaveaire@sbcglobal.net)

# Basketry Workshops

January 15, 2011

9:30 am - 3:00 pm

Sky Peaks Community Room

Cherokee Wheel Basket

Instructor: Cat Mena

This is a great basket for beginning weavers, as well as more experienced weavers. The class will concentrate on several different weaving techniques. This surface technique is accomplished on an even number of spokes with light wheels on dark dyed background.

Class Fee:: \$15 members, \$20 non-members + \$5 material fee. You will need your regular basketry tools and your lunch.



If you have any questions, please contact Cat Mena at [catmena@yahoo.com](mailto:catmena@yahoo.com) or call (530) 277-4250.

**January 20, 2011**

**9:30 am - 3:00 pm**

**Sky Peaks Community Room**

**Swirling Star Bowl**

**Instructor: Carol Thomas**

This is a twill basket based on a pattern from Joan Moore/Lyn Siler. We will be using flat oval reed.

If you wish to bring your own materials you will need:



- 1) ¼ or 7mm flat oval reed for the spokes and weavers, the weavers are natural and the spokes are dyed—three different shades .
- 2) 38 spokes 26" long—16 a light color, 16 a dark color, and 6 a medium color.
- 3) 3/16" flat reed for rim.
- 4) ½" or 3/8" flat oval reed for rim.
- 5) Fine cane for lashing
- 6) #5 or 6 round reed for rim filler.

I can supply the materials for a \$15 fee. We will be using space dyed reed. Also be sure to bring all your regular basketry tools, scissors/clippers, awl, spray bottle and soaking tub, spoke weight (if you have one not essential), pencil, knife or plane for rim, small towel, and be sure to bring a lunch.

Hopefully we will be able to finish the basket, the rim always takes some time.

Class fee \$15 members/\$20 non-member + \$15 material fee. For more info or questions contact Carol Thomas at [plantweaver@sbcglobal.net](mailto:plantweaver@sbcglobal.net) or (775) 345-0161 .

# Special 2 Day Workshop

## **PINE NEEDLE BASKET WORKSHOP**


**Tues, February 15, 2011 & Thurs, February 17, 2011**

**9:30 am - 3:00 pm**

**Sky Peaks Community Room**

**Instructor: Margaret Marshall**

Tuesday's workshop will concentrate on pine needle basket starts. You will learn three separate starts, one of which you will complete at home. This start will be the base of your Thursday basket workshop. On Thursday you will begin forming the sides of your basket using the Mariposa Stitch. You will also learn how to end your basket. The fee for the 2 day class is \$50.00 payable to Margaret Marshall at the time of sign-ups. If you have any questions, please call me at (775) 825-4307.



### **MATERIALS NEEDED FOR THE THREE STARTS AND FOR THE MARIPOSA STITCH BASKET:**

A nice bundle of dyed pine needles, a couple of Chenille and Tapestry needles (I think they are #18), one spool of #3 waxed linen thread, either matching or a contrasting color to the dyed pine needles and a small pair of scissors. Needle nose pliers are always helpful. For the other two starts you can use dyed or natural pine needles and raffia and/or artificial sinew. I do not recommend raffia or artificial sinew for the project basket as neither are stable enough to hold the rows apart. If you bring raffia for your non-project starts, please bring a small tub to dampen your raffia. If you wish to use artificial sinew, you may order from Allen's Basket Works, (760)320-4467. I use **Tan Sinew**, 400'. Last time I purchased it was \$12.50 + shipping.

To begin a basket, pine needles must be damp. The night before the workshop, soak the needles in hot water for about an hour. Then wrap in about 6 to 10 sections of damp paper towel and place in a plastic bag (I use the bag our newspaper comes in). Put in refrigerator to mellow overnight.

**(DON'T FORGET TO REMOVE THEM FROM REFRIGERATOR IN THE MORNING AND BRING THEM TO THE WORKSHOP!!!)**

### **PINE NEEDLE DYING INSTRUCTIONS:**

- 1) Wash **8-ounces pine needles** then soak separately for about 20 minutes.
- 2) Mix **½ gallon of water** and **3 TBS Angleus leather dye** in a metal cooking pot (large enough to submerge pine needles) and bring to a boil.
- 3) Add cleaned and soaked pine needles to the boiling water and dye.
- 4) After boiling needles for 20 minutes, add **1 cup vinegar**.
- 5) Boil for additional 10 minutes (boil longer if you want needles darker, use your judgment).
- 6) Remove pine needles and rinse thoroughly with cold water.
- 7) Lay pine needles out on newspaper to dry.
- 8) Do not use pine needles until completely dry as they shrink.

**NOTE:** The ingredient amounts should be doubled for 16 ounces of pine needles. It is not recommended to dye more than 16 ounces of pine needles in a batch.



# 2011 GBB RETREAT

Hey Everyone!!!! I'm looking forward to the 2011 GBB Retreat at beautiful Zephyr Point Presbyterian Conference Center at Lake Tahoe, Nevada. The three day conference will begin Tuesday, May 17<sup>th</sup> and run through Friday, May 20<sup>th</sup>; the cost for this years' retreat will be \$220—which covers double occupancy and all meals. The retreat committee—Connie Douglas, Rima Kent-Steiber, Cat Mena, Joan O'Brien, and Karen Olson—have met and are making plans for the workshops and other activities during our 3 day adventure at the lake.

For those of you who have never been to the retreat—we have 2 days of basket making workshops—Wednesday and Thursday; fun filled evening activities; a great basket raffle and silent auction. It's a wonderful event and a great getaway for everyone; the setting is gorgeous and the camaraderie is awesome. **AND YES, BILLIE WE ARE LOOKING FORWARD TO THIS YEAR'S ENTERTAINMENT—YOU KNOW WHAT I MEAN!!!!**

We will begin sign-ups for the retreat at our January meeting. When you sign-up you will be required to pay your deposit of \$35 to reserve your space. If you have any questions or suggestions concerning the retreat please feel free to contact any committee member or Karen Olson at 852-5401 or [kvolson@charter.net](mailto:kvolson@charter.net) Start saving your pennies or dollars to come join us at this fun filled yearly event.

## HAPPY NEW YEAR!!!



*Instructor and Student*



*Accomplishments*

NO TO GBB RETREAT



*New Member, New Friends*

# 2011 Programs and Workshops

	1st Thursday Program Larry Johnson Community Center 1200 12th St, Sparks	3rd Thursday Workshop Sky Peaks Community Room 1520 Sky Valley Dr, Reno	3rd Saturday Workshop Sky Peaks Community Room 1520 Sky Valley Dr, Reno
January	Jan 6 Making Name Tags Pat Wescott	Jan 20 Swirling Star Bowl Carol Thomas	Jan 15 Cherokee Wheel Cat Mena
February	Feb 3 God's Eyes Joan O'Brien	Feb 15 & 17 Special 2 Day Pine Needle Basket Margaret Marshall	No Workshop President's Weekend
March	Mar 3 Color Theory & Natural Dyes Rima Kent-Steiber & Cat Mena	Mar 17 Small Round Reed Basket Karen Rosselli	Mar 19 Spiral Ribbed Branch Basket Molly Gardner
April	Apr 7 Ann Berg, Contemporary Fiber Artist "New Ways of Looking at Weaving"	Apr 21 Guest Teacher Ann Berg	Apr 14 & 15 Special 2 Day Navajo Weaving Mel Silva
May	May 5 Embellishments, Pops & Fun Pat Wescott	May 17th-20th GBB 2011 Retreat Zephyr Point, Lake Tahoe, NV	No Workshop
June	Jun 2 Materials Sale & Trip to Lowe's "Looking Through Different Eyes"	Jun 16 Gourd Art Cheryl Bennett at her home	Jun 18 Open
July	Jul 7 Baskets from Around the World Everyone brings samples from their collections	Jul 21 Metal Weaving Molly Gardner	Jul 15 & 16 Special 2 Day Willow Class Betty Hulse At Joan O'Brien's home
August	Aug 4 NSM Carson City "Behind the Scenes, Datsolalee Basket Collection Tour"	Aug 18 Painting Paper Karen Olson	Aug 20 Weaving with Painted Paper Karen Olson
September	Sep 1 Ribbon Lei's of Love Gabriella Becker, Guest Presenter	Sep 15 No Workshop Due to Flo Hoppe's Class	Sep 17 Build an Outdoor Basket Rancho San Rafael Park
October	Oct 6 Harvest Dolls from Corn Husks Pat Wescott	Oct 20 Woven Bird House Carol Thomas	Oct 15 Split Ply Garlic Basket Cornelia Kallerud
November	Nov 3 Harvest Wreath Pat Wescott	Nov 17 Random Weave Betty Hulse	Nov 19 Woven Christmas Card Project Karen Olson

December Dec 1 - Christmas Potluck

HAPPY HOLIDAYS - No Workshops

## Workshop Policies and Procedures

As one of the co-chairs for this year classes I would like to remind our members of the class sign up procedures.

1. Cash or check, payable to the instructor, is due at the time of sign-up. If a workshop has been paid for, but a member or non-member can't make it because of an emergency, money may be refunded if a replacement is found.
2. The material fee (if any) is owed to the instructor even if you cannot attend the class.
3. Please be on time. An instructor will not be able to catch you up if you are more than 15 minutes late, unless prior arrangements are made.
4. Check with instructor before a class to see if drop-ins are allowed. Please turn off cell phones. Please leave the room if you need to make or receive a call.

We are so fortunate to have great instructors that teach all of our classes. I feel we owe them the good manners and respect so they will know how many students they can expect for a class, and what materials to bring and purchase if necessary.

Let's make 2011 a great year for classes and our instructors! Thanks, Carol Thomas

## *2011 GBB Officers and Board Members:*

President.....Karen Olson, 852-5401  
 V-P/Program Chair.....Pat Wescott  
 Secretary.....Cat Mena  
 Treasurer.....Karen Rosselli  
  
 Scholarship Committee.....Linda Havens, 329-5223  
   Billie Walker, 626-6767

Board, Chair.....Joan O'Brien, 849-3442  
 Board.....Betty Hulse  
 Board.....Donna Newlin  
 Board.....KayLee Mayne  
 Board.....Paula Pennington  
 Board/Membership.....Sandy Zoerner, 786-2165



2010 CHRISTMAS PARTY



## November 2010 Treasurer's report by Sandy Zoerner

During the month of November, we took in \$822.10 and paid out expenses of \$560.28 leaving a balance in our accounts of \$10,935.28. We covered the postal mailing expense for our newsletters next year, however I still show 67 members that need to renew their membership if we are to keep mailing the newsletter.. As of December 11th, we still have 192 members included on our roster. Contact me at 775-786-2165 should you have any questions or updates regarding your membership. As always, copies of detailed reports are available upon request.

**Reminder: Membership renewals are due NOW – If your mailing label reads 2011, you need to renew your membership. Please don't put it off - Get your membership updated!**

### GBB Board Meeting Report, December 2, 2010:

The board met briefly after the Christmas Party, Donna Newlin reported on her research of having a GBB Banner made. Carol Thomas has agreed to audit the books, due to the change in Treasurer next year. Sandy Zoerner has agreed to serve on the board for next year, to replace Mary Lee's position. Discussed the problems with announcing workshops and events in the Reno Gazette Journal. We've been fortunate to get some great new members this past year, but their articles have created a bit of chaos. We proposed to give them a generic announcement for each month's meetings and no workshop advertising. *Karen Olson*

### GBB E Bulletin Board—Policy and Procedure

The E Bulletin Board is a GBB internal notification site. Only members will be notified by email of upcoming GBB workshops, events, and special notices. Member requests to forward messages will be at the discretion of the editor. The editor will review the message for content which must meet the above parameters. No message will be sent that requires member discussion and/or approval.

**Margaret Marshall**...If you have sent me an E Bulletin for posting and don't see it posted in a timely manner, please call me.



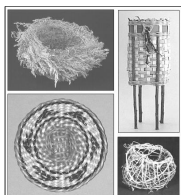
Next Month's Newsletter editor is: **Cindy Kinerson**  
(775) 323-4502 or [cindykinerson@yahoo.com](mailto:cindykinerson@yahoo.com)

## Great Basin Basketmakers Membership Application/Renewal

Annual Membership Dues: \$20/yr, \$35/2 yrs, \$50/3 yrs. (Renewals due in January)

Date \_\_\_\_\_ Amount: \$ \_\_\_\_\_ New \_\_\_\_\_ Renewal \_\_\_\_\_  
Name \_\_\_\_\_  
Address \_\_\_\_\_  
City \_\_\_\_\_ State \_\_\_\_\_ Zip \_\_\_\_\_  
Telephone \_\_\_\_\_ Email \_\_\_\_\_

Send this completed form and check payable to **Great Basin Basketmakers** and mail to:  
**Great Basin Basketmakers \* P. O. Box 11844 \* Reno, NV 89510-1844**



Great Basin Basketmakers  
Post Office Box 11844  
Reno, Nevada 89510-1844

Non-Profit Org.  
U.S. POSTAGE  
PAID  
Reno, Nevada  
Permit 300

RETURN SERVICE REQUESTED

**Time-Dated Material**  
**Jan 2011**

## Great Basin Basketmakers

Established January 1987

- \* Meet the first Thursday of each month in **Sparks at the Larry D. Johnson Community Center**, 1200 12th Street.
- \* **Open business meeting at 12:30 PM. All are welcome.**
- \* Show and Tell 1:30-2 PM. Program starts at 2:00 PM
- \* Membership dues for Great Basin Basketmakers are \$20/yr, \$35/2 yrs, \$50/3 yrs. \$5 extra per household member per yr. Dues are to be paid annually in January. Membership includes monthly newsletter, access to large library, and reduced workshop rates.
- \* Please direct address or email changes, membership dues, and requests for membership to:

PO Box 11844, Reno, NV 89510-1844

Questions regarding workshops, events, etc may be directed to  
GBB President, Karen Olson at [kvolson@charter.net](mailto:kvolson@charter.net) or

check our website at:

**[www.greatbasinbasketmakers.org](http://www.greatbasinbasketmakers.org)**

E-Bulletin board: Contact Margaret Marshall at  
[gmlmarshall@aol.com](mailto:gmlmarshall@aol.com)

## Our Mission Statement

The main focus of the Great Basin Basketmakers is to make baskets, to learn everything possible about the tradition and techniques of basketry and to pass this knowledge along to others.

