


Great Basin Basketmakers

Continuing 10,000 Years of Basket Arts



Newsletter

April 2012

Volume 26 Number 4

Edited by

Sandy Zoerner

www.greatbasinbasketmakers.org

Thursday April 5, 2012

Join us at the First Congregational Church of Reno, United Church of Christ located at 627 Sunnyside Dr, Reno. Open business meeting begins at 11:00 AM, followed by show & tell & sack lunch from 12-1PM. **All are welcome.** Program begins at 1:00 PM. **Program for April: T-shirt yarn and project with April Barber**

When Earth Day comes each year, I try to think of new ways to use old things. This year I am very interested in recycling t-shirts. In this program I will show you how to make t-shirt yarn and make a small project. In the style of a lauhala bracelet we will make a mug rug.



Please bring an old washed t-shirt of the style that has no side seams, also a pair of sharp scissors.

April at a Glance

April 5 Program Meeting
April 19 Needle Felted Bunny
April 21 Double wall twill weave carton basket

Attention: Our raffle chairman reports items are needed for the monthly raffle. **Help** support your guild by donating a basketry related item.

In This Issue:

April Programs	Page 2
Retreat Update	Pages 3
Basket Events Around the Globe	Page 4
Making Twig Beads	Page 5
March Meeting Minutes	Page 6
Board Minutes	Page 6
March Meeting Photos & Treasurer's Report	Page 7

April Workshops

Needle Felted Easter Bunny With Basket

Instructor: Nancy MacGillivray
April 19, 2012
Sky Peaks Community Room
9:30am-3:00 pm

Come and have some fun watching Alpaca and Sheep's wool magically turn into this adorable Bunny.

The class will be limited to 12.

Tools needed: small soaking bucket, small copper clips, scissors, towel, sharp pointed darning needle and lots of band-aids (if you're anything like me). The rest of the supplies will be in the kit you will receive. Karen Olson generously gave us some Alpaca fleece which I turned into roving.

The class fee is \$15 for members and \$20 for non-members, with a materials fee of \$10.

For more info please contact Nancy at 760-484-6503 or email at nanmac56@gmail.com



Double wall twill weave carton basket with April Barber

Double wall twill weave carton basket with April Barber

Class on the third Saturday April 21, 2012 at Sky Peaks from 9:30 – 3:00, bring your lunch.

\$15 for members/ \$20 for non-members, \$2 material fee.



There are many things that we use in our daily life that cannot be recycled in the traditional way. It is my goal to try and find uses for these things. I have developed a very pretty basket using empty almond milk cartons. These are the kind which have the silver lining. I will show you how to prepare the cartons and weave a nice twill pattern. Come and join us to make this recycled double wall twill weave basket.

I will provide all the cartons and the waxed linen to sew on the rim.

Please bring a ruler, pen, pencil, sharp scissors, packing tool or folding tool, awl, tapestry needle and tiny clips or clothespins.

Sign up at the April meeting or contact April at 849-1985 or ecologe@yahoo.com.

2012 Retreat

May 15th—May 18th, 2012
Zephyr Point Conference Center

Retreat Update: It's still not too late to sign-up for this year's GBB Retreat. Following is a list of some of the retreat activities and items to remember to bring with you:

- Kay Lee Mayne will be organizing morning stretching and flexibility sessions, plan on bringing your yoga/stretching mats, if you plan on participating.
- This year we are introducing an "Embellishment Fair" to be held on Wednesday evening, where members are encouraged to share their favorite embellishment ideas. Please let April Barber know if you would like to have a table, email her at ecologeo@yahoo.com.
- Thursday night will be the finale with the raffle and silent auction; as well as the singing of the GBB song. **Everyone attending the retreat is strongly encouraged to bring a basket or basket related item for the raffle and/or silent auction.** Remember all the proceeds from the Retreat Raffle go towards paying for future retreat workshop instructors-- helping us keep the costs down for everyone!!!
- The "Best Retreat Raffle Basket Contest" will be held at the May GBB meeting. Members attending the May meeting will vote on their favorite basket with the winner receiving \$100 prize which can be used towards their retreat fee. If you want to participate in the Raffle Basket Contest and cannot attend the May meeting, please contact Sandy Zoerner to make the necessary arrangements, you can call her at (775) 786-2165 or email her at zoerware@sbcglobal.net.
- **Please be prepared to pay the balance of your retreat fees at the April 5th GBB meeting.** The cost of this year's retreat is \$230 for 3 nights and 4 days includes all your meals and lodging, with a deposit of \$40 to hold your space and allow you to sign-up for the workshops. If you cannot attend the April meeting please mail your checks made out to GBB to: Karen Olson, 4201 Fairview Road, Reno, NV 89511.
- If you have signed-up for Karen Rosselli or Cat Wahrenbrock's all-day workshop, please make arrangements with them to prepay your material fees and make any color choices. All other workshop material fees will be collected when you arrive at the retreat, please have cash available for payment.
- Please let us know if you have any special dietary needs.
- If you have any questions or suggestions concerning the retreat please feel free to contact any committee member April Barber, Meg Price, Karen Rosselli, or Karen Olson.


Workshop Schedule

Wednesday, May 16th

9 AM - 4 PM	Grocery Bag Basket (All Day)
9 AM - NOON	Copper Screen Pouch
1 PM - 4 PM	Felted Vessel

Thursday, May 17th

9 AM - 4 PM	Cross-Stitch Cedar Bark Basket (All Day)
9 AM - NOON	Willow Figure
1 PM - 4 PM	Pine Needle Turtles



Basket Related Events Around the Globe

Ireland Basket Tour 2012

Jo Campbell Amsler's 2012 trip to Ireland comes highly recommended from long time GBB member, Jane Milner, who went on this tour last September. Her report, "spent a wonderful day with Alison Fitzgerald weaving, a visit to Joe Hogan's (he wrote THE book on Irish willow basketry) studio for a demonstration and an afternoon with Padraig and Barry (willow weavers weaving many of the baskets in Joe Hogan's book). Highly recommend this trip to anyone with an interest in Irish Willow baskets or to anyone who wants to see a bit of Ireland."

November 3-13, 2012; join Jo Campbell Amsler with "Celtic Journeys" to offer a basket adventure to Ireland. This continues the desire to connect with other basket weavers, learning from them, being inspired by them, and at the same time, to explore this beautiful country. For more info go to www.celtic-journeys.com.

Land cost per persons sharing :

Weavers: US\$ 2,685.00 per person sharing (plus air).

Single is an extra \$420. (singles limited)

Based on current exchange rates. Discount of \$100 p. person for cheque payments.

Included in your trip:

- Accommodation for 9 nights in first class hotels.—Full Irish breakfast each morning—8 Evening dinners— Basket Weaving Demonstrations and Classes— entrance fees to places of interest—Cnoc Suain evening.
- Transportation throughout with a professional driver/guide fuel and taxes.

Not Included:

- Airfare from US to Ireland—Items of a personal nature (laundry, telephone, drinks, etc.)

OTHER BASKETRY RELATED EVENTS of Interest:

10th annual Greg Leiser Farms Gourd Art Festival & Sale: May 19 & 20; 21886 Knights Rd, Knights Landing, CA 95645

Northwest Basketweavers Willow Weekend: June 1 thru 3; Entiat Grange, 14108 Kinsel Street, Entiat, Washington. Info at www.nwbasketweavers.org

Stowe Basketry Festival, Stowe, VT: June 4-10; info@roundhearth.com

Columbia Basin Basketry annual Tidal Twinings Basketry Retreat: Oct 17-21; Camp Magruder, Rockaway Beach, OR. Info at www.basketryguild.org/retreat

Misti Washington Gourd & Basket Guild is hosting the "Gourd and Basket Creative Cruise" aboard the Golden Princess sailing Sunday, Sept. 23 through Wed., Sept. 26, 2012 Vancouver B.C. to Los Angeles, CA; Cruise Prices \$279 & upper person/double occupancy; workshop pricing TBD. For info: <http://baskets-gourds.com>.

I thought I would share these directions I found on making twig beads for embellishing. I plan to print out the directions to have available during the retreat. I will bring some twigs for you to try and you may want to bring some of your own yard cuttings to try.. Sandy



Susi Nuss © 2000

Twig Beads For Embellishing Your Baskets

Spring is a good time to make a collection of wooden twig beads to use as embellishments for your baskets. Wooden twig beads can be added to finished baskets as a tie-on or can be incorporated into the construction of the basket.

Many wood species work well for this project. It can be a fun way to get together with friends or family for a walk through the woods to make a nature craft. Even if you don't use these wood beads on your baskets, you could make a variety of shapes and sizes to string for a garland or a necklace. This idea would make a good Scout craft project.

I used a variety of wood species including holly, forsythia, willow, apple, sassafras and maple. The forsythia was the easiest because the branches of that shrub are hollow. The sassafras has an interesting green bark that kept its color when it dried. Willow rods in white, buff or brown also provide interesting variety. Fruit tree prunings are another good choice. Try the same technique on branches that grow near your home. Try to vary the bark color and texture. The beads that were cut on an angle can be strung so that they form a zig-zag pattern.

Once your beads are cut to size and decorated, string them and put them aside to dry. Be certain to make a large enough quantity to have a nice selection to choose from when you make your next basket.

Directions

- Use a pruning shears to cut the branches from the tree.
- Cut the branches into short lengths for beads.
- Cut some on an angle and others straight across.
- Cut the branches in a variety of lengths.
- Peel both the inner and outer bark off some pieces.
- Peel the outer bark off, but leave the inner bark on others.
- Leave the bark on and carve a selection of patterns in the bark.
- Make dots or squiggles or stripes or spirals in the outer bark.
- Choose a variety of twig diameters.
- Push a stiff pin through the pith of the branch to start hollowing out the center of the bead.
- Enlarge the hole through the center of the bead with a nail or a small drill bit.
- Thread the beads on a length of waxed linen thread and set aside.

Allow finished beads to dry before using.

GBB Meeting Minutes March 1 2012**First Congregational Church of Reno**

Submitted by Cat Wahrenbrock.

Meeting was call to order @ 11:10 pm by Karen Olson. There were 24 members present.

Membership report by Sandy Zoerner – Membership stands @ 143.

Treasures Report by Bonnie Kennedy

Special Workshops Report by Karen Olson – In February 2013 there will be a cedar bark workshop – Stay tuned for more details

Meeting Program Report – April Barber teaches a *Recycle Project* in April. In May we will have a material sale and the Retreat Basket Contest.

Library Report – Nothing new to report - If you desire a book just let Connie know.

Monthly Workshop Report - April 19 Nancy MacGillivray teaches us the art of Needle Felted Animals and April Barber holds her Recycle Earth Day Project April 21. See the GBB website for more information.

Remember – payment is due when you sign up for all workshops –be ready with your check or cash, as our teachers need your commitment to prepare for their classes.

Exhibits/Shows Report by Margaret Marshall– Northwest Library exhibit is underway - Great Basin College in Elko will be our next exhibit location, August 20st. thru Oct 5th.

Old Business - Retreat deposits and sign-ups have started. See Retreat article for details. We are still working on the Library logistics at our new location.

Meeting was adjourned at noon - Show and Tell got underway followed by Split Twig Figures taught by Sue Ann Monteleone.

Board of Directors - Meeting Date: March 1, 2012

Meg Price secretary, substituting for Donna Newlin

Members in attendance: Betty Hulse, chair, Meg Price, Paula Pennington, Kaylee Mayne. Karen Olson as guild president was in attendance. Minutes were approved as amended. Betty will forward the amended minutes to Pat Winnie.

Old Business: Carol Thomas has completed the audit.

Meg Reported on Ad hoc committee: There are four organizational "documents"

Articles of Incorporation

Bylaws

Policies and Procedures

Job Descriptions

The Articles of Incorporation and the Bylaws can be amended and will be looked at after the Policies and Procedures.

GBB Policies and Procedures: Sandy had sent copies of the information that she sends to new members:

Welcome Letter

Supplies/Resource List

Tool Kit

Policies and Procedures

The Board reviewed the letter, resource list and tool kit and made suggestions that Betty will review with Sandy.

The Board began the process of reviewing the Policies and Procedures making some suggestions. A special meeting of the ad hoc committee will be held to complete the review.

Newsletter: procedure for distribution electronically and paper copies/Karen. Estimate of monetary saving tabled until next meeting.

New Business:

Giving program presenters who are members an honorarium. If so, how much. Some discussion, tabled for further discussion.

Thank you Sue Ann for our wonderful March program — Split Twig Figures



March Show & Tell



2012 GBB Officers and Board Members:

President.....Karen Olson, 852-5401
 Vice-President.....Kaylee Mayne
 Secretary.....Cat Mena
 Treasurer.....Bonnie Kennedy

BoardChairBetty Hulse 747-5794
 Board.....Meg Price
 Board.....Donna Newlin
 Board.....KayLee Mayne
 Board.....Paula Pennington
 Board.....Judy Scribner
 Membership.....Sandy Zoerner 786-2165

Scholarship Committee.....Linda Havens 329-5223
 Billie Walker 626-6767

Treasures Report as of 3/16/2012: Savings Account 7,347.84,
 Checking Account, 6,169.67. Income from dues 105.00, Mis-
 cellaneous Income 141.40, Expenses to Date 0.00;
 New Balance 13,763.91 by Bonnie Kennedy

Next Month's Newsletter Editor is:

Susan Lester: Fordtraveler@gmail.com or 376-1338



Great Basin Basketmakers Membership Application/Renewal

Annual Membership Dues: \$20/yr, \$35/2 yrs, \$50/3 yrs. (Renewals due in January)

Date _____ Amount: \$ _____ New _____ Renewal _____

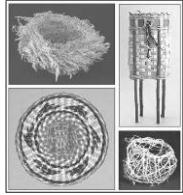
Name _____

Address _____

City _____ State _____ Zip _____

Telephone _____ Email _____

Send this completed form and check payable to **Great Basin Basketmakers** and mail to:
Great Basin Basketmakers * P. O. Box 11844 * Reno, NV 89510-1844



Great Basin Basketmakers
 Post Office Box 11844
 Reno, Nevada 89510-1844



Great Basin Basketmakers

Established January 1987

- * Meet the **first Thursday of each month** at the **First Congregational Church of Reno, United Church of Christ** located at **627 Sunnyside Dr, Reno.**
- * Open business meeting at 11:00 AM. **All are welcome.**
- * Bring a sack lunch.
- * Show & Tell/Lunch 12-1 PM. Program starts at 1:00 PM
- * Membership dues for Great Basin Basketmakers are \$20/yr, \$35/2 yrs, \$50/3 yrs. \$5 extra per household member pr yr. Dues are to be paid annually in January. Membership includes monthly newsletter, access to large library and reduced workshop rates.
- * Please direct address, email changes, membership dues, and requests for membership to PO Box 11844, Reno, NV 89510-1844
- * Questions regarding workshops, events, etc may be directed to GBB president, Karen Olson at 775-852-5401 or kvolson@charter.net or check our website at:

www.greatbasinbasketmakers.org

E-Bulletin board: Contact Margaret Marshall at gmlmarshall@aol.com

Our Mission Statement

The main focus of the Great Basin Basketmakers is to make baskets, to learn everything possible about the tradition and techniques of basketry and to pass this knowledge along to others.

